

Cisco Catalyst 1300 and 1300X Series Switches



Contents

Critical building block for any branch office or SMB office network	3
Cisco Catalyst 1300/X Series switches	3
Business applications	4
Features and benefits	5
Product specifications	8
Ordering information	36
Accessories	40
A powerful, affordable foundation for your office and business network	41
Product sustainability	41
Cisco Capital	41
For more information	41
Document history	42

Critical building block for any branch office or SMB office network

From connectivity to cloud applications, networking plays a crucial role in every business journey. Reliability, security, and affordability continue to be top of mind, while ongoing management and operations add complexity that takes time and resources.

The Cisco Catalyst™ 1300/X Series Switches are affordable, simple-to-use switches designed and built for enterprise branch offices as well as SMB networks. Managed through the Cisco® Business Dashboard and Cisco Business mobile app, the switch portfolio provides a simple and reliable experience.

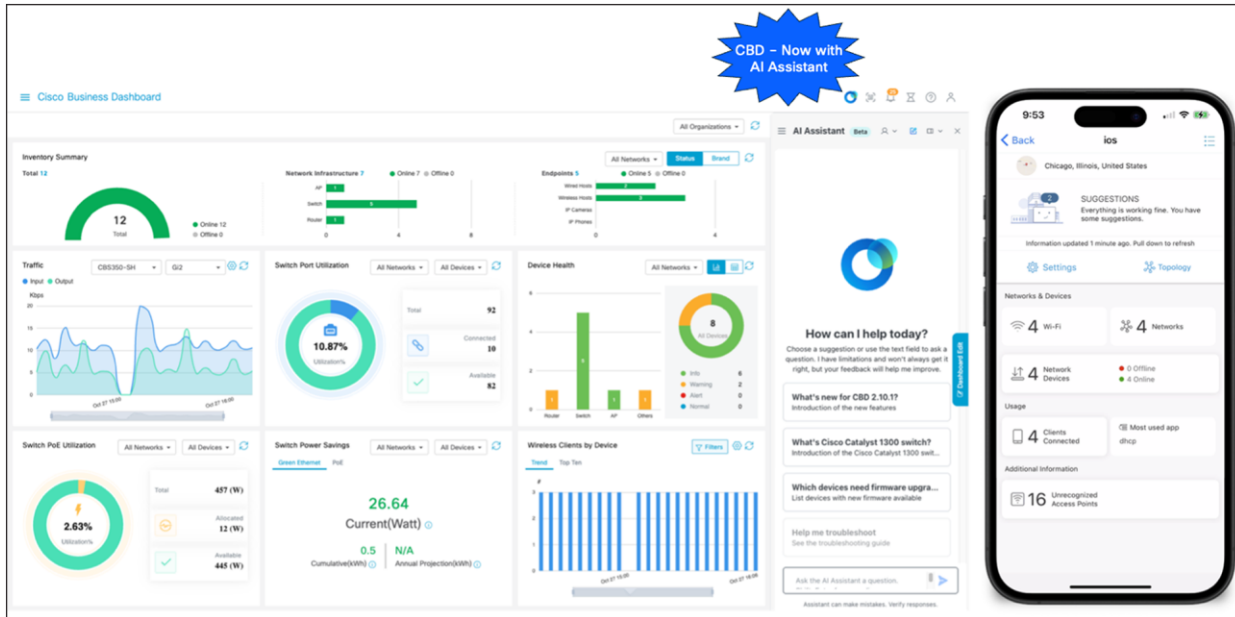


Figure 1.
Cisco Business Dashboard and Cisco Business mobile app

Cisco Catalyst 1300/X Series switches

The Cisco Catalyst 1300/X Series Switches are fixed, managed, enterprise-class Layer 3 switches designed for small and medium-sized business and branch offices. These simple, flexible, and secure switches are ideal for deployment out of the wiring closet. The Catalyst 1300/X Series operates on customized Linux OS software, with an intuitive dashboard that simplifies network setup and advanced features that accelerate digital transformation, while pervasive security protects business-critical transactions. The 1300/X Series switches provide the ideal combination of affordability and capabilities for branches and growing networks and help you create a more efficient, better-connected workforce. When your business needs advanced networking features and security for the digital transformation, yet value is still a top consideration, you're ready for the Cisco Catalyst 1300/X Series Switches.




Figure 2.
Cisco Catalyst 1300 Series switches




Figure 3.
Cisco Catalyst 1300X Series switches

Business applications

Whether you need a basic high-performance network to connect employee computers or a solution to deliver data, voice, and video services, the Cisco Catalyst 1300/X Series Switches offer a solution to meet your needs. Possible deployment scenarios include:

- **Secure office connectivity:** The 1300/X Series switches can simply and securely connect employees working in branch offices with each other and with all of the servers, printers, and other networking devices they use. High performance and reliable connectivity help speed file transfers and data processing, improve network uptime, and keep your employees connected and productive.
- **Unified communications:** As a managed network solution, the 1300/X Series switches provide the performance and advanced traffic-handling intelligence you need to deliver all communications and data over a single network. Cisco offers a complete portfolio of IP telephony and other unified communications products designed for businesses. The 1300/X Series switches have been rigorously tested to help ensure easy integration and full compatibility with these and other products, providing a complete business solution.
- **Highly secure guest connectivity:** The 1300/X Series switches let you extend highly secure network connectivity to guests in a variety of settings, such as a hotel, an office waiting room, or any other area open to nonemployee users. Using powerful but easy-to-configure security and traffic segmentation capabilities, you can isolate your vital business traffic from guest services and keep guests' network sessions private from each other.

Features and benefits

The Cisco Catalyst 1300/X Series Switches provide the advanced feature set that growing businesses require and that high-bandwidth applications and technologies demand. They provide the following benefits.

Ease of management and deployment

The 1300/X Series switches are designed to be easy to use and manage by commercial customers or the partners that serve them, including the following features:

- The Cisco Business Dashboard is designed to manage Cisco Business switches, Cisco Catalyst 1200 and 1300/X Series switches, routers, and wireless access points. It simplifies traditional challenges in deploying and managing business networks while automating the deployment, monitoring, and lifecycle management of the network. It features an integrated AI Assistant to further streamline network management with intelligent insights and support. The 1300/X Series switches support an embedded probe as well as direct management, eliminating the need to set up a separate hardware or virtual machine onsite. The device onboarding wizard simplifies the setup and onboarding of new devices to the network. For more information, visit <https://www.cisco.com/go/cbd>.
- The Cisco Network Plug and Play solution provides a simple, secure, unified, and integrated offering to ease new device rollouts or for provisioning updates to an existing network. The solution provides a unified approach to provisioning Cisco routers, switches, and wireless devices with a near-zero-touch deployment experience.
- The intuitive user interfaces reduce the time required to deploy, troubleshoot, and manage the network and allow you to support sophisticated capabilities without increasing IT head count.
- The switches also support text view, a full Command-Line Interface (CLI) option for partners that prefer it.
- Support for Simple Network Management Protocol (SNMP) allows you to set up and manage your switches and other Cisco devices remotely from a network management station, improving IT workflow and mass configurations.
- The switches support an external Bluetooth dongle that plugs into the USB port on the switch and allows a Bluetooth-based RF connection with external laptops and tablets (Figure 2,3). Laptops and tablets can access the switch CLI using a Telnet or Secure Shell (SSH) client over Bluetooth. The GUI can be accessed over Bluetooth with a browser.

High reliability and resiliency

In a branch office or a growing business where availability 24 hours a day, 7 days a week is critical, you need to provide business continuity and ensure that employees can always access the data and resources they need. The Cisco Catalyst 1300/X Series Switches support dual images, allowing you to perform software upgrades with minimal network downtime.

Strong security

The Cisco Catalyst 1300/X Series Switches provide the advanced security features you need to protect your business data and keep unauthorized users off the network:

- Support for advanced network security applications such as IEEE 802.1X and port security tightly limits access to specific segments of your network. Web-based authentication provides a consistent interface to authenticate all types of host devices and operating systems, without the complexity of deploying 802.1X clients on each endpoint.
- Advanced defense mechanisms, including dynamic Address Resolution Protocol (ARP) inspection, IP Source Guard, and Dynamic Host Configuration Protocol (DHCP) snooping, detect and block deliberate network attacks. Combinations of these protocols are also referred to as IP/MAC/port binding (IPMB).
- IPv6 First Hop Security extends advanced threat protection to IPv6. This comprehensive security suite includes Neighbor Discovery (ND) inspection, Router Advertisement (RA) guard, DHCPv6 guard, and neighbor binding integrity check, providing unparalleled protection against a vast range of address spoofing and man-in-the-middle attacks on IPv6 networks.

Power over Ethernet

The Cisco Catalyst 1300 Series Switches are available with up to 48 Power over Ethernet (PoE) ports. This capability simplifies advanced technology deployments such as IP telephony, wireless, and IP surveillance by allowing you to connect and power network endpoints over a single Ethernet cable. With no need to install separate power supplies for IP phones or wireless access points, you can take advantage of advanced communication technologies more quickly and at a lower cost. Models support 802.3af PoE and 802.3at PoE+.

The Cisco Catalyst 1300X Series Switches include select models that support up to 10 x 60W PoE++ (802.3BT) ports. This enhanced capability enables you to power demanding devices—such as full-featured Wi-Fi 7 access points—directly through a single Ethernet cable. By delivering up to 60 watts per port, the Catalyst 1300X Series makes it easier and more cost-effective to deploy the latest wireless and IoT technologies without the need for additional power supplies. This simplifies your network setup and supports the growing power requirements of advanced business applications. Models support 802.3at PoE+ and 802.3bt 60W PoE++.

IPv6 support

As the IP address scheme evolves to accommodate a growing number of network devices, the Cisco Catalyst 1300/X Series Switches can support the transition to the next generation of networking. These switches continue to support previous-generation IPv4, allowing you to evolve to the new IPv6 standard at your own pace and helping ensure that your current network will continue to support your business applications in the future.

Advanced Layer 3 traffic management

The Cisco Catalyst 1300/X Series Switches provide a comprehensive suite of advanced Layer 3 traffic management capabilities to support the needs of growing networks and expanding branch offices. Both series offer dynamic Layer 3 routing, allowing you to segment your network into workgroups, facilitate seamless communication across VLANs, and maintain strong application performance. These features help boost network efficiency by offloading internal traffic-handling tasks from your router, enabling it to focus on managing external traffic and security.

The Catalyst 1300X Series builds on this foundation by adding support for OSPF (Open Shortest Path First), an advanced routing protocol that automatically determines the most efficient paths for network traffic. OSPF's main advantage is its rapid convergence and adaptability, ensuring your network remains resilient and high-performing as it grows and evolves.

By combining dynamic Layer 3 routing with OSPF, the Catalyst 1300X Series delivers even greater flexibility and reliability for business-critical communication.

Front Panel Stacking

The Cisco Catalyst 1300/X Series Switches both provide Front Panel Stacking for up to eight switches, enabling you to configure, manage, and troubleshoot your entire stack as a single unit with a single IP address. While both series simplify network administration and scalability, the Catalyst 1300X Series enhances this experience with increased stacking bandwidth. This higher bandwidth delivers faster data transfer between stacked switches, ensuring superior network performance and supporting more demanding business applications as your network grows.

This stack delivers a unified data and control plane, in addition to the management plane, providing flexibility, scalability, and ease of use because the stack of units operates as a single entity constituting all the ports of the stack members. This capability can radically reduce complexity in a growing network environment while improving the resiliency and availability of network applications. Front Panel Stacking also provides other cost savings and administrative benefits through features such as cross-stack Quality of Service (QoS), VLANs, Link Aggregation (LAG), and port mirroring, which clustered switches cannot support.

Compact design

The sleek and compact design for the Cisco Catalyst 1300/X Series Switches provides additional deployment flexibility, including installation outside the wiring closet for sites such as retail stores, open-plan offices, and classrooms without disturbing the environment.

Power efficiency

The Cisco Catalyst 1300/X Series Switches integrate a variety of power-saving features across all models, providing the industry's most extensive energy-efficient switching portfolio. These switches are designed to conserve energy by optimizing power use, which helps protect the environment and reduce your energy costs. They provide an eco-friendly network solution without compromising performance. The switches feature:

- Support for the Energy Efficient Ethernet (IEEE 802.3az) standard, which reduces energy consumption by monitoring the amount of traffic on an active link and putting the link into a sleep state during quiet periods.
- Automatic power shutoff on ports when a link is down.
- Embedded intelligence to adjust signal strength based on the length of the connecting cable.
- Fanless design in most models, which reduces power consumption, increases reliability, and provides quieter operation.

Peace of mind and investment protection

The Cisco Catalyst 1300/X Series Switches offer the reliable performance and peace of mind you expect from a Cisco switch. They have been rigorously tested to help ensure optimal network uptime and provide business continuity. Complimentary one-year access to our Small Business Support Center for ongoing support and a limited lifetime warranty with Return-To-Factory (RTF) replacement help keep your business running smoothly.

Product specifications

Table 1 gives the product specifications for the Cisco Catalyst 1300/X Series Switches.

Table 1. Product specifications

Feature	Description		
Performance			
Switching capacity and forwarding rate All switches are wire speed and nonblocking	Model	Capacity in Millions of Packets Per Second (mpps) (64-byte packets)	Switching capacity in Gigabits per second (Gbps)
	C1300-8FP-2G	14.88	20.0
	C1300-8T-E-2G	14.88	20.0
	C1300-8P-E-2G	14.88	20.0
	C1300-16T-2G	26.78	36.0
	C1300-16P-2G	26.78	36.0
	C1300-16FP-2G	26.78	36.0
	C1300-24T-4G	41.66	56.0
	C1300-24P-4G	41.66	56.0
	C1300-24FP-4G	41.66	56.0
	C1300-48T-4G	77.38	104.0
	C1300-48P-4G	77.38	104.0
	C1300-48FP-4G	77.38	104.0
	C1300-16P-4X	83.32	112.0
	C1300-24T-4X	95.23	128.0
	C1300-24P-4X	95.23	128.0
	C1300-24FP-4X	95.23	128.0
	C1300-48T-4X	130.94	176.0
	C1300-48P-4X	130.94	176.0
	C1300-48FP-4X	130.94	176.0
	C1300-8MGP-2X	41.66	56
	C1300-24MGP-4X	113.08	152

Feature	Description		
	C1300-48MGP-4X	166.65	224
	C1300-12XT-2X	208.33	280
	C1300-12XS	178.57	240
	C1300-16XTS	238.1	320
	C1300-24XS	357.14	480
	C1300-24XT	357.14	480
	C1300-24XTS	357.12	480
	C1300X-24T-4X	95.23	128
	C1300X-48T-4X	130.95	176
	C1300X-24P-4X	95.23	128
	C1300X-48P-4X	130.95	176
	C1300X-24MU-4X	148.80	200
	C1300X-10NU-2X	104.16	140
	C1300X-24NGU-4X	142.85	192
	C1300X-48NGU-4X	178.57	240
Layer 2 switching			
Spanning Tree Protocol	<p>Standard 802.1d Spanning Tree support</p> <p>Fast convergence using 802.1w (Rapid Spanning Tree [RSTP]), enabled by default Multiple Spanning Tree instances using 802.1s (MSTP); 16 instances are supported</p> <p>Per-VLAN Spanning Tree Plus (PVST+) and Rapid PVST+ (RPVST+); 126 instances are supported</p>		
Port grouping/link aggregation	<ul style="list-style-type: none"> • Support for IEEE 802.3ad Link Aggregation Control Protocol (LACP) • Up to 8 groups • Up to 8 ports per group with 16 candidate ports for each (dynamic) 802.3ad link aggregation 		

Feature	Description
VLAN	<p>Support for up to 4094 VLANs (4078 – 4094 are for internal usage) simultaneously</p> <p>Port-based and 802.1Q tag-based VLANs, MAC-based VLAN, protocol-based VLAN, IP subnet-based VLAN</p> <p>Management VLAN</p> <p>Private VLAN with promiscuous, isolated, and community port</p> <p>Private VLAN Edge (PVE), also known as protected ports, with multiple uplinks Guest VLAN, unauthenticated VLAN</p> <p>Dynamic VLAN assignment via RADIUS server along with 802.1X client authentication</p> <p>Customer premises equipment (CPE) VLAN</p> <p>Auto surveillance VLAN (ASV)</p>
Voice VLAN	Voice traffic is automatically assigned to a voice-specific VLAN and treated with appropriate levels of QoS. Voice Services Discovery Protocol (VSDP) delivers networkwide zero-touch deployment of voice endpoints and call control devices
Multicast TV VLAN	Multicast TV VLAN allows the single multicast VLAN to be shared in the network while subscribers remain in separate VLANs. This feature is also known as Multicast VLAN Registration (MVR)
VLAN translation	Support for VLAN one-to-one mapping, in which customer VLANs (C-VLANs) on an edge interface are mapped to service provider VLANs (S-VLANs), and the original C-VLAN tags are replaced by the specified S-VLAN
Q-in-Q	VLANs transparently cross a service provider network while isolating traffic among customers
Selective Q-in-Q	<p>Selective Q-in-Q is an enhancement to the basic Q-in-Q feature and provides, per edge interface, multiple mappings of different C-VLANs to separate S-VLANs</p> <p>Selective Q-in-Q also allows configuring of the Ethertype (Tag Protocol Identifier [TPID]) of the S-VLAN tag</p> <p>Layer 2 protocol tunneling over Q-in-Q is also supported</p>
Generic VLAN Registration Protocol (GVRP)/Generic Attribute Registration Protocol (GARP)	GVRP and GARP enable automatic propagation and configuration of VLANs in a bridged domain
Unidirectional Link	UDLD monitors physical connections to detect unidirectional links caused by incorrect
Detection (UDLD)	wiring or cable/port faults to prevent forwarding loops and blackholing of traffic in switched networks
DHCP relay at Layer 2	Relay of DHCP traffic to a DHCP server in a different VLAN; works with DHCP Option 82

Feature	Description
Internet Group Management Protocol (IGMP) versions 1, 2, and 3 snooping	<ul style="list-style-type: none"> IGMP limits bandwidth-intensive multicast traffic to only the requesters; it supports 2000 multicast groups (in C1300 1 Gigabit Ethernet SKUs) and 4000 multicast groups (in C1300 10 Gigabit Ethernet SKUs and C1300X SKUs) Source-specific multicasting is also supported
IGMP querier	IGMP querier is used to support a Layer 2 multicast domain of snooping switches in the absence of a multicast router
IGMP proxy	The IGMP proxy provides a mechanism for multicast forwarding based on IGMP membership information without the need for more complicated multicast routing protocols
Head-of-Line (HOL) blocking	HOL blocking prevention
Loopback detection	Loopback detection provides protection against loops by transmitting loop protocol packets out of ports on which loop protection has been enabled. It operates independently of STP
Layer 3	
IPv4 routing	Wire-speed routing of IPv4 packets <ul style="list-style-type: none"> Up to 990 (Dynamic + Static) IPv4 routes and up to 128 IP interfaces in C1300 Up to 7168 (Dynamic + Static) IPv4 routes and up to 256 IP interfaces in C1300 10 Gigabit Ethernet SKUs and C1300X SKUs
IPv6 routing	Wire-speed routing of IPv6 packets
Layer 3 interface	Configuration of a Layer 3 interface on a physical port, LAG, VLAN interface, or loopback interface
Classless Interdomain Routing (CIDR)	Support for CIDR
Routing Information Protocol (RIP) v2	Support for RIP v2 for dynamic routing
Policy-Based Routing (PBR)	Flexible routing control to direct packets to a different next hop based on an IPv4 or IPv6 Access Control List (ACL)
Open Shortest Path First (OSPF)	Support for OSPF v2 and v3 (in C1300X SKUs only)
DHCP server	Switch functions as an IPv4 DHCP server, serving IP addresses for multiple DHCP pools or scopes Support for DHCP options
DHCP relay at Layer 3	Relay of DHCP traffic across IP domains
User Datagram Protocol (UDP) relay	Relay of broadcast information across Layer 3 domains for application discovery or relaying of Bootstrap Protocol (BOOTP)/DHCP packets

Feature	Description
Stacking	
Hardware stacking	<p>Stacking information for C1300 and C1300X</p> <p>C1300/X supports up to 8 switches in a stack. Up to 400 ports managed as a single system with hardware failover</p> <p>Stacking is supported on the following models:</p> <ul style="list-style-type: none"> • C1300 Family 1: C1300-16P-4X, C1300-24T-4X, C1300-24P-4X, C1300-24FP-4X, C1300-48T-4X, C1300-48P-4X, C1300-48FP-4X, C1300-8MGP-2X, C1300-24MGP-4X, C1300-48MGP-4X • C1300 Family 2: C1300-12XT-2X, C1300-12XS, C1300-16XTS, C1300-24XS, C1300-24XT, C1300-24XTS • C1300X Family: C1300X-24T-4X, C1300X-24P-4X, C1300X-48T-4X, C1300X-48P-4X, C1300X-10NU-2X, C1300X-24NGU-4X, C1300X-24MU-4X, C1300X-48NGU-4X. • PIDs from the same Family can be stacked together. Cross-stacking between Families is not supported.
High availability	Fast stack failover delivers minimal traffic loss. Support for LAG across multiple units in a stack
Plug-and-play stacking configuration/management	<p>Active/standby for resilient stack control</p> <p>Auto-numbering</p> <p>Hot swap of units in stack</p> <p>Ring and chain stacking options, auto stacking port speed, flexible stacking port options</p>
High-speed stack interconnects	Cost-effective high-speed 10 Gigabit Ethernet fiber interfaces
Security	
Secure Shell (SSH) Protocol	SSH is a secure replacement for Telnet traffic. Secure Copy Protocol (SCP) also uses SSH. SSH v1 and v2 are supported
Secure Sockets Layer (SSL)	SSL support: Encrypts all HTTPS traffic, allowing highly secure access to the browser-based management GUI in the switch
IEEE 802.1X (authenticator role)	<p>802.1X: RADIUS authentication and accounting, MD5 hash, guest VLAN, unauthenticated VLAN, single/multiple host mode, and single/multiple sessions</p> <p>Supports time-based 802.1X, dynamic VLAN assignment, and MAC authentication</p>
IEEE 802.1X supplicant	A switch can be configured to act as a supplicant to another switch. This enables extended secure access in areas outside the wiring closet (such as conference rooms)
Web-based authentication	Web-based authentication provides network admission control through a web browser to any host devices and operating systems
STP Bridge Protocol Data Unit (BPDU) Guard	A security mechanism to protect the network from invalid configurations. A port enabled for BPDU Guard is shut down if a BPDU message is received on that port. This avoids accidental topology loops
STP Root Guard	Prevents edge devices not in the network administrator's control from becoming STP root nodes

Feature	Description
STP loopback guard	Provides additional protection against Layer 2 forwarding loops (STP loops)
DHCP snooping	Filters out DHCP messages with unregistered IP addresses and/or from unexpected or untrusted interfaces. This prevents rogue devices from behaving as DHCP servers
IP Source Guard (IPSG)	When IPSG is enabled at a port, the switch filters out IP packets received from the port if the source IP addresses of the packets have not been statically configured or dynamically learned from DHCP snooping. This prevents IP address spoofing
Dynamic ARP Inspection (DAI)	The switch discards ARP packets from a port if there are no static or dynamic IP/MAC bindings or if there is a discrepancy between the source or destination addresses in the ARP packet. This prevents man-in-the-middle attacks
IP/MAC/port binding (IPMB)	The preceding features (DHCP snooping, IP Source Guard, and Dynamic ARP Inspection) work together to prevent Denial of-Service (DoS) attacks in the network, thereby increasing network availability
Secure Core Technology (SCT)	Makes sure that the switch will receive and process management and protocol traffic no matter how much traffic is received
Secure Sensitive Data (SSD)	A mechanism to manage sensitive data (such as passwords, keys, and so on) securely on the switch, populating this data to other devices and a secure auto-configuration. Access to view the sensitive data as plain text or encrypted is provided according to the user configured access level and the access method of the user
Trustworthy systems	Trustworthy systems provide a highly secure foundation for Cisco products Run-time defenses (Executable Space Protection [X-Space], Address Space Layout Randomization [ASLR], Built-In Object Size Checking [BOSC])
Private VLAN	Provides security and isolation between switch ports, which helps ensure that users cannot snoop on other users' traffic; supports multiple uplinks.
Layer 2 isolation Private VLAN Edge (PVE)	PVE (also known as protected ports) provides Layer 2 isolation between devices in the same VLAN; supports multiple uplinks
Port security	Ability to lock source MAC addresses to ports and limit the number of learned MAC addresses
RADIUS/TACACS+	Supports RADIUS and TACACS authentication. Switch functions as a client
RADIUS accounting	The RADIUS accounting functions allow data to be sent at the start and end of services indicating the number of resources (such as time, packets, bytes, and so on) used during the session
Storm control	Broadcast, multicast, and unknown unicast
DoS prevention	DoS attack prevention
Multiple user privilege levels in CLI	Level 1, 7, and 15 privilege levels

Feature	Description
ACLs	Support for up to 1024 rules (in Catalyst 1300 1Gigabit Ethernet SKUs) and up to 2048 rules (in Catalyst 1300 10Gigabit Ethernet SKUs) and 3072 rules (in Catalyst 1300X SKUs) Drop or rate limit based on source and destination MAC, VLAN ID, IPv4 or IPv6 address, IPv6 flow label, protocol, port, Differentiated Services Code Point (DSCP)/IP precedence, TCP/UDP source and destination ports, 802.1p priority, Ethernet type, Internet Control Message Protocol (ICMP) packets, IGMP packets, TCP flag; ACL can be applied on both ingress and egress sides Time-based ACLs supported
Quality of service	
Priority levels	8 hardware queues
Scheduling	Strict priority and Weighted Round-Robin (WRR)
Class of service	Port-based, 802.1p VLAN priority-based, IPv4/IPv6 IP precedence/Type of Service (ToS)/DSCP-based, Differentiated Services (DiffServ), classification and remarking ACLs, trusted QoS Queue assignment based on DSCP and Class of Service (802.1p/CoS)
Rate limiting	Ingress policer; egress shaping and rate control per VLAN, per port, and flow based; dualrate 3-color (2R3C) policing
Congestion avoidance	A TCP congestion avoidance algorithm is required to minimize and prevent global TCP loss synchronization
iSCSI traffic optimization	A mechanism for giving priority to iSCSI traffic over other types of traffic
Standards	
Standards	IEEE 802.3 10BASE-T Ethernet, IEEE 802.3u 100BASE-TX Fast Ethernet, IEEE 802.3ab 1000BASE-T Gigabit Ethernet, IEEE 802.3ad Link Aggregation Control Protocol, IEEE 802.3z Gigabit Ethernet, IEEE 802.3ae 10 Gbps Ethernet over fiber for LAN, IEEE 802.3an 10GBASE-T 10 Gbps Ethernet over copper twisted pair cable, IEEE 802.3x Flow Control, IEEE 802.1D (STP, GARP, and GVRP), IEEE 802.1Q/p VLAN, IEEE 802.1w Rapid STP, IEEE 802.1s Multiple STP, IEEE 802.1X Port Access Authentication, IEEE 802.3af, IEEE 802.3at, IEEE 802.1AB Link Layer Discovery Protocol, IEEE 802.3az Energy Efficient Ethernet, RFC 768, RFC 783, RFC 791, RFC 792, RFC 793, RFC 813, RFC 826, RFC 879, RFC 896, RFC 854, RFC 855, RFC 856, RFC 858, RFC 894, RFC 919, RFC 920, RFC 922, RFC 950, RFC 951, RFC 1042, RFC 1071, RFC 1123, RFC 1141, RFC 1155, RFC 1157, RFC 1213, RFC 1215, RFC 1286, RFC 1350, RFC 1442, RFC 1451, RFC 1493, RFC 1533, RFC 1541, RFC 1542, RFC 1573, RFC 1624, RFC 1643, RFC 1700, RFC 1757, RFC 1867, RFC 1907, RFC 2011, RFC 2012, RFC 2013, RFC 2030, RFC 2131, RFC 2132, RFC 2233, RFC 2576, RFC 2616, RFC 2618, RFC 2665, RFC 2666, RFC 2674, RFC 2737, RFC 2819, RFC 2863, RFC 3164, RFC 3176, RFC 3411, RFC 3412, RFC 3413, RFC 3414, RFC 3415, RFC 3416, RFC 4330

Feature	Description
IPv6	
IPv6	<p>IPv6 host mode, IPv6 over Ethernet, dual IPv6/IPv4 stack</p> <p>IPv6 neighbor and router discovery (ND), IPv6 stateless address auto-configuration, path Maximum Transmission Unit (MTU) discovery</p> <p>Duplicate Address Detection (DAD), ICMP version 6 DHCPv6 stateful client</p> <p>IPv6 over IPv4 network with Intrasite Automatic Tunnel Addressing Protocol (ISATAP) tunnel support</p>
IPv6 QoS	Prioritize IPv6 packets in hardware
IPv6 ACL	Drop or rate-limit IPv6 packets in hardware
IPv6 First Hop Security	<p>RA guard</p> <p>ND inspection DHCPv6 guard</p> <p>Neighbor binding table (snooping and static entries)</p> <p>Neighbor binding integrity check</p>
Multicast Listener Discovery (MLD v1/2) snooping	Deliver IPv6 multicast packets only to the required receivers
MLD proxy	The MLD proxy provides a mechanism for multicast forwarding based on MLD membership information without the need for more complicated multicast routing protocols
IPv6 applications	<p>Web/SSL, Telnet server/SSH, ping, traceroute, Simple Network Time Protocol (SNTP), Trivial File Transfer Protocol (TFTP), SNMP, RADIUS, syslog, DNS client, Telnet client, DHCP client, DHCP auto-config, IPv6 DHCP relay, TACACS+</p>
IPv6 RFCs supported	<p>RFC 4443 (which obsoletes RFC 2463): ICMP version 6</p> <p>RFC 4291 (which obsoletes RFC 3513): IPv6 address architecture RFC 4291: IPv6 addressing architecture</p> <p>RFC 2460: IPv6 specification</p> <p>RFC 4861 (which obsoletes RFC 2461): neighbor discovery for IPv6</p> <p>RFC 4862 (which obsoletes RFC 2462): IPv6 stateless address auto-configuration RFC 1981: path MTU discovery</p> <p>RFC 4007: IPv6 scoped address architecture RFC 3484: default address selection mechanism</p> <p>RFC 5214 (which obsoletes RFC 4214): ISATAP tunneling</p> <p>RFC 4293: MIB IPv6: textual conventions and general group RFC 3595: textual conventions for IPv6 flow label</p>

Feature	Description	
Management		
Cisco Business Dashboard	Support for embedded probe for Cisco Business Dashboard running on the switch. Eliminates the need to set up a separate hardware or virtual machine for the Cisco Business Dashboard Probe onsite	
Cisco Business mobile app	Mobile app for Cisco Business and Catalyst 1200 and 1300/X switches and wireless products Helps to set up a local network in minutes and provide easy management at your fingertips	
Cisco Network Plug and Play (PnP) agent	The Cisco Network PnP solution provides a simple, secure, unified, and integrated offering to ease new branch or campus device rollouts or for provisioning updates to an existing network. The solution provides a unified approach to provision Cisco routers, switches, and wireless devices with a near-zero-touch deployment experience. Supports Cisco PnP Connect	
Web user interface	Built-in switch configuration utility for easy browser-based device configuration (HTTP/HTTPS) Supports simple and advanced mode, configuration, wizards, customizable dashboard, system maintenance, monitoring, online help, and universal search	
SNMP	SNMP versions 1, 2c, and 3 with support for traps, and SNMP version 3 User-Based Security Model (USM)	
Standard MIBs	lldp-MIB lldpextdot1-MIB lldpextdot3-MIB lldpextmed-MIB rfc2674-MIB rfc2575-MIB rfc2573-MIB rfc2233-MIB rfc2013-MIB rfc2012-MIB rfc2011-MIB RFC-1212 RFC-1215 SNMPv2-CONF SNMPv2-TC p-bridge-MIB q-bridge-MIB rfc1389-MIB rfc1493-MIB rfc1611-MIB rfc1612-MIB rfc1850-MIB	rfc2668-MIB rfc2737-MIB rfc2925-MIB rfc3621-MIB rfc4668-MIB rfc4670-MIB trunk-MIB tunnel-MIB udp-MIB draft-ietf-bridge-8021x-MIB draft-ietf-bridge-rstpmib-04-MIB draft-ietf-hubmib-etherif-mib-v3-00-MIB draft-ietf-syslog-device-MIB ianaaddrfamnumbers-MIB ianaifty-MIB ianaprot-MIB inet-address-MIB ip-forward-MIB ip-MIB RFC1155-SMI RFC1213-MIB SNMPv2-MIB

Feature	Description	
	rfc1907-MIB	SNMPv2-SMI
	rfc2571-MIB	SNMPv2-TM
	rfc2572-MIB	RMON-MIB
	rfc2574-MIB	rfc1724-MIB
	rfc2576-MIB	dcb-raj-DCBX-MIB-1108-MIB
	rfc2613-MIB	rfc1213-MIB
	rfc2665-MIB	rfc1757-MIB
Private MIBs	CISCOB-ldp-MIB	CISCOB-ip-MIB
	CISCOB-brgmulticast-MIB	CISCOB-iprouter-MIB
	CISCOB-bridgemibobjectsMIB	CISCOB-ipv6-MIB
	CISCOB-bonjour-MIB	CISCOB-mnginf-MIB
	CISCOB-dhcpcl-MIB	CISCOB-lcli-MIB
	CISCOB-MIB	CISCOB-localization-MIB
	CISCOB-wrandomtaildropMIB	CISCOB-mcmngr-MIB
	CISCOB-traceroute-MIB	CISCOB-mng-MIB
	CISCOB-telnet-MIB	CISCOB-physdescription-MIB
	CISCOB-stormctrl-MIB	CISCOB-PoE-MIB
	CISCOB-ssh-MIB	CISCOB-protectedport-MIB
	CISCOB-socket-MIB	CISCOB-rmon-MIB
	CISCOB-sntp-MIB	CISCOB-rs232-MIB
	CISCOB-smon-MIB	CISCOB-SecuritySuite-MIB
	CISCOB-phy-MIB	CISCOB-snmp-MIB
	CISCOB-	CISCOB-specialbpdu-MIB
	multisessionterminal-MIB	CISCOB-banner-MIB
	CISCOB-mri-MIB	CISCOB-syslog-MIB
	CISCOB-jumboframes-MIB	CISCOB-TcpSession-MIB
	CISCOB-gvrp-MIB	CISCOB-traps-MIB CISCOB-trunk-MIB
	CISCOB-endofmib-MIB	CISCOB-tuning-MIB CISCOB-tunnel-MIB
	CISCOB-dot1x-MIB	CISCOB-udp-MIB
	CISCOB-deviceparams-MIB	CISCOB-vlan-MIB
	CISCOB-cli-MIB	CISCOB-ipstdacl-MIB
	CISCOB-cdb-MIB	CISCOB-eee-MIB
	CISCOB-brgmacswitch-MIB	CISCOB-ssl-MIB
	CISCOB-3sw2swtables-MIB	CISCOB-qosclimib-MIB
	CISCOB-smartPorts-MIB	CISCOB-digitalkeymanage-MIB
	CISCOB-tbi-MIB	CISCOB-tbp-MIB
	CISCOB-macbaseprio-MIB	CISCOB-MIB
	CISCOB-policy-MIB	
	CISCOB-env_mib	

Feature	Description	
	CISCOB-sensor-MIB CISCOB-aaa-MIB CISCOB-application-MIB CISCOB-bridgesecurity-MIB CISCOB-copy-MIB CISCOB-CpuCounters-MIB CISCOB-Custom1BonjourService-MIB CISCOB-dhcp-MIB CISCOB-dlf-MIB CISCOBdnscl-MIB CISCOB-embweb-MIB CISCOB-fft-MIB CISCOBfile-MIB CISCOB-greeneth-MIB CISCOB-interfaces-MIB CISCOB-interfaces_recovery-MIB	CISCOB-secsd-MIB CISCOB-draft-ietf-entmib-sensor-MIB CISCOB-draft-ietf-syslog-device-MIB CISCOB-rfc2925-MIB CISCO-SMI-MIB CISCOB-DebugCapabilities-MIB CISCOB-CDP-MIB CISCOB-vlanVoice-MIB CISCOB-EVENTS-MIB CISCOB-sysmng-MIB CISCOB-sct-MIB CISCO-TC-MIB CISCO-VTP-MIB CISCO-CDP-MIB
Remote Monitoring (RMON)	Embedded RMON software agent supports 4 RMON groups (history, statistics, alarms, and events) for enhanced traffic management, monitoring, and analysis	
IPv4 and IPv6 dual stack	Coexistence of both protocol stacks to ease migration	
Firmware upgrade	Web browser upgrade (HTTP/HTTPS) and TFTP and upgrade over SCP running over SSH Dual images for resilient firmware upgrades	
Port mirroring	Traffic on a port can be mirrored to another port for analysis with a network analyzer or RMON probe. Up to 8 source ports can be mirrored to one destination port	
VLAN mirroring	Traffic from a VLAN can be mirrored to a port for analysis with a network analyzer or RMON probe. Up to 8 source VLANs can be mirrored to one destination port	
Flow-based redirection and mirroring	Redirect or mirror traffic to a destination port or mirroring session based on flow	
Remote Switch Port Analyzer (RSPAN)	Traffic can be mirrored across a Layer 2 domain to a remote port on a different switch for easier troubleshooting	
sFlow agent	Switch can export sFlow sample to external collectors. sFlow provides visibility into network traffic down to the flow level	
DHCP (options 12, 59, 60, 66, 67, 82, 125, 129, and 150)	DHCP options facilitate tighter control from a central point (DHCP server) to obtain IP address, auto-configuration (with configuration and image file download), DHCP relay, and hostname	
Secure Copy (SCP)	Securely transfer files to and from the switch	

Feature	Description
Auto-configuration with SCP file download	Enables secure mass deployment with protection of sensitive data
Text-editable configuration files	Configuration files can be edited with a text editor and downloaded to another switch, facilitating easier mass deployment
Smartports	Simplified configuration of QoS and security capabilities
Auto Smartports	Applies the intelligence delivered through the Smartport roles and applies it automatically to the port based on the devices discovered over Cisco Discovery Protocol or LLDP-MED. This facilitates zero-touch deployments
Text view CLI	Scriptable CLI. A full CLI as well as a menu-based CLI is supported. User privilege levels 1, 7, and 15 are supported for the CLI
Localization	Localization of GUI and documentation into multiple languages
Login banner	Configurable multiple banners for web as well as CLI
Other management	Traceroute, single IP management, HTTP/HTTPS, SSH, RADIUS, port mirroring, TFTP upgrade, DHCP client, BOOTP, SNTP, Xmodem upgrade, cable diagnostics, ping, syslog, Telnet client (SSH secure support), automatic time settings from management station
Green (power efficiency)	
Energy detect	Automatically turns power off on an RJ-45 port when the detecting link down. Active mode is resumed without loss of any packets when the switch detects the link is up
Cable length detection	Adjusts the signal strength based on the cable length. Reduces the power consumption for shorter cables
EEE compliant (802.3az)	Supports IEEE 802.3az on all copper Gigabit Ethernet ports
Disable port LEDs	LEDs can be manually turned off to save energy
Time-based port operation	Link up or down based on user-defined schedule (when the port is administratively up)
Time-based PoE	PoE power can be on or off based on a user-defined schedule to save energy
Persistent PoE	Provides PoE power while the device is rebooting
General	
Jumbo frames	Frame sizes up to 9000 bytes. The default MTU is 2000 bytes
MAC table	16,000 addresses (in Catalyst 1300 1 Gigabit Ethernet SKUs) and up to 32,000 rules (in Catalyst 1300 10 Gigabit Ethernet SKUs and Catalyst 1300X SKUs)
Chip guard	Detects tampering attempts and responds during bootup
Boot integrity	Boot integrity visibility allows Cisco's platform identity and software integrity information to be visible and actionable

Feature	Description		
Discovery			
Bonjour	The switch advertises itself using the Bonjour protocol		
Link Layer Discovery Protocol (LLDP) (802.1ab) with LLDP-Media Endpoint Discovery (MED) extensions	LLDP allows the switch to advertise its identification, configuration, and capabilities to neighboring devices that store the data in a MIB. LLDP-MED is an enhancement to LLDP that adds the extensions needed for IP phones.		
Cisco Discovery Protocol	The switch advertises itself using the Cisco Discovery Protocol. It also learns the connected device and its characteristics via Cisco Discovery Protocol		
Power over Ethernet (PoE)			
802.3at PoE+, 802.3af PoE	The following switches support 802.3at PoE+, 802.3af, and Cisco pre-standard (legacy) PoE. The total power available for PoE per switch is as follows:		
	Model	Power dedicated to PoE	Number of ports that support PoE
	C1300-8P-E-2G	67W	8
	C1300-8FP-2G	120W	8
	C1300-16P-2G	120W	16
	C1300-16FP-2G	240W	16
	C1300-24P-4G	195W	24
	C1300-24FP-4G	375W	24
	C1300-48P-4G	375W	48
	C1300-48FP-4G	740W	48
	C1300-16P-4X	120W	16
	C1300-24P-4X	195W	24
	C1300-24FP-4X	375W	24
	C1300-48P-4X	375W	48
	C1300-48FP-4X	740W	48
	C1300-8MGP-2X	120W	8
	C1300-24MGP-4X	375W	24
	C1300-48MGP-4X	740W	48

Feature	Description				
802.3bt PoE++, 802.3at PoE+	The following switches support 802.3bt (Type 3) PoE++ and 802.3at PoE+. The total power available for PoE per switch is as follows:				
	Model	Power dedicated to PoE		Number of ports that support PoE	
	C1300X-24P-4X	385W		24	
	C1300X-48P-4X	740W		48	
	C1300X-24MU-4X	740W		24	
	C1300X-10NU-2X	385W		10	
	C1300X-24NGU-4X	740W		24	
	C1300X-48NGU-4X	740W		48	
Hardware					
Power consumption (worst case)	Model	System power consumption	Power consumption (with PoE)	Heat dissipation (BTU/hr)	Idle Power
	C1300-8T-E-2G	110V=10.63W 220V=10.65W	N/A	36.33	110V=4.58W 220V=4.72W
	C1300-8P-E-2G	110V=13.04W 220V=13.33W	110V=87.89W 220V=84.86W	299.91	110V=7.76W 220V=7.46W
	C1300-8FP-2G	110V=14.59W 220V=14.33W	110V=145.44W 220V=141.80W	496.26	110V=9.75W 220V=9.59W
	C1300-16T-2G	110V=10.9W 220V=11.2W	N/A	38.2	110V=4.6W 220V=4.9W
	C1300-16P-2G	110V=18.3W 220V=20.5W	110V=152.7W 220V=151.8W	520.7	110V=8.4W 220V=10.2W
	C1300-16FP-2G	110V=20.6W 220V=22.1W	110V=281.9W 220V=275.2W	961.3	110V=12.6W 220V=13.6W
	C1300-24T-4G	110V=14.6W 220V=14.8W	N/A	50.5	110V=4.9W 220V=5.2W
	C1300-24P-4G	110V=27.1W 220V=27.5W	110V=233.2W 220V=230.5W	795.2	110V=13.9W 220V=12.9W
	C1300-24FP-4G	110V=36.9W 220V=37.2W	110V=452.3W 220V=436.9W	1542.3	110V=21.7W 220V=22.5W
	C1300-48T-4G	110V=38.80W 220V=38.07W	N/A	132.39	110V=13.36W 220V=13.09W
	C1300-48P-4G	110V=44.81W 220V=43.93W	110V=450.65W 220V=437.14W	1537.68	110V=21.03W 220V=20.68W

Feature	Description				
	C1300-48FP-4G	110V=45.66W 220V=45.14W	110V=854.45W 220V=819.41W	2915.50	110V=21.27W 220V=21.03W
	C1300-16P-4X	110V=24.7W 220V=26.8W	110V=157.6W 220V=156.3W	537.4	110V=8.7W 220V=10.3W
	C1300-24T-4X	110V=22.3W 220V=22.4W	N/A	76.4	110V=4.9W 220V=5.2W
	C1300-24P-4X	110V=31.4W 220V=31.8W	110V=235.8W 220V=232.9W	804.1	110V=13.9W 220V=14.8W
	C1300-24FP-4X	110V=40.9W 220V=40.9W	110V=454.2W 220V=441.2W	1548.8	110V=21.9W 220V=22.5W
	C1300-48T-4X	110V=40.01W 220V=39.77W	N/A	136.50	110V=13.12W 220V=12.93W
	C1300-48P-4X	110V=47.44W 220V=47.03W	110V=462.84W 220V=449.48W	1579.28	110V=20.51W 220V=20.27W
	C1300-48FP-4X	110V=49.89W 220V=49.03W	110V=874.52W 220V=831.71W	2983.99	110V=21.78W 220V=21.05W
	C1300-8MGP-2X	110V=21.4W 220V=21.3W	110V=145.1W 220V=143.4W	494.79	110V=10.4W 220V=10.3W
	C1300-24MGP-4X	110V=46.3W 220V=46.1W	110V=459W 220V=443.6W	1565.19	110V=23.4W 220V=23.6W
	C1300-48MGP-4X	110V=92.4W 220V=93.6W	110V=883.4W 220V=883W	3012.39	110V=54.6W 220V=54.9W
	C1300-12XT-2X	110V=50.3W 220V=52W	NA	218.38	110V=20.7W 220V=22.8W
	C1300-12XS	110V=24.3W 220V=26.1W	NA	132.39	110V=9.9W 220V=11.5W
	C1300-16XTS	110V=33.36W 220V=35.2W	NA	195.86	110V=16.4W 220V=18.3W
	C1300-24XS	110V=49.46W 220V=49.02W	NA	220.77	110V=21.5W 220V=21.3W
	C1300-24XT	110V=87.3W 220V=88W	NA	341.21	110V=36.5W 220V=37.8W
	C1300-24XTS	110V=88.2W 220V=86.7W	NA	300.76	110V=22.3W 220V=22.8W
	C1300X-24T-4X	110V=31.7W 220V=32.1W	NA	136.14	110V=50.3W 220V=52W
	C1300X-48T-4X	110V=66.7W 220V=72.1W	NA	285.6	110V=18.5W 220V=20W

Feature	Description				
	C1300X-24P-4X	110V=81.3W 220V=84.6W	110V=487W 220V=474W	1661.71	110V=13.6W 220V=16.6W
	C1300X-48P-4X	110V=102.3W 220V=111W	110V=881W 220V=891.3W	3096.18	110V=29.5W 220V=37.7W
	C1300X-24MU-4X	110V=92W 220V=86.2W	110V=870.4W 220V=866.5W	2989.04	110V=22.3W 220V=24.8W
	C1300X-10NU-2X	110V=51.9W 220V=52.5W	110V=453.2W 220V=442.2W	1546.38	110V=24.5W 220V=27.2W
	C1300X-24NGU-4X	110V=104.2W 220V=103.9W	110V=909.8W 220V=870.8W	3104.3	110V=25.5W 220V=26.8W
	C1300X-48NGU-4X	110V=113.2W 220V=122.4W	110V=858.4W 220V=869.1W	3079.46	110V=31.6W 220V=41.5W
Ports	Model	Total system ports	RJ-45 ports	Combo ports (RJ-45 + Small Form-Factor Pluggable [SFP])	
	C1300-8T-E-2G	10 x Gigabit Ethernet	8 x Gigabit Ethernet	2 x Gigabit Ethernet combo	
	C1300-8P-E-2G	10 x Gigabit Ethernet	8 x Gigabit Ethernet	2 x Gigabit Ethernet combo	
	C1300-8FP-2G	10 x Gigabit Ethernet	8 x Gigabit Ethernet	2 x Gigabit Ethernet combo	
	C1300-16T-2G	18 x Gigabit Ethernet	16 x Gigabit Ethernet	2 x SFP	
	C1300-16P-2G	18 x Gigabit Ethernet	16 x Gigabit Ethernet	2 x SFP	
	C1300-16FP-2G	18 x Gigabit Ethernet	16 x Gigabit Ethernet	2 x SFP	
	C1300-24T-4G	28 x Gigabit Ethernet	24 x Gigabit Ethernet	4 x SFP	
	C1300-24P-4G	28 x Gigabit Ethernet	24 x Gigabit Ethernet	4 x SFP	
	C1300-24FP-4G	28 x Gigabit Ethernet	24 x Gigabit Ethernet	4 x SFP	
	C1300-48T-4G	52 x Gigabit Ethernet	48 x Gigabit Ethernet	4 x SFP	
	C1300-48P-4G	52 x Gigabit Ethernet	48 x Gigabit Ethernet	4 x SFP	
	C1300-48FP-4G	52 x Gigabit Ethernet	48 x Gigabit Ethernet	4 x SFP	

Feature	Description			
	C1300-16P-4X	16 x Gigabit Ethernet + 4 x 10G	16 x Gigabit Ethernet	4 x SFP+
	C1300-24T-4X	24 x Gigabit Ethernet + 4 x 10G	24 x Gigabit Ethernet	4 x SFP+
	C1300-24P-4X	24 x Gigabit Ethernet + 4 x 10G	24 x Gigabit Ethernet	4 x SFP+
	C1300-24FP-4X	24 x Gigabit Ethernet + 4 x 10G	24 x Gigabit Ethernet	4 x SFP+
	C1300-48T-4X	48 x Gigabit Ethernet + 4 x 10G	48 x Gigabit Ethernet	4 x SFP+
	C1300-48P-4X	48 x Gigabit Ethernet + 4 x 10 G	48x Gigabit Ethernet	4x SFP+
	C1300-48FP-4X	48 Gigabit Ethernet + 4 x 10G	48 x Gigabit Ethernet	4 x SFP+
	C1300-8MGP-2X	4 Gigabit Ethernet + 4 x 2.5G mGig + 2 x 10G	4 x Gigabit Ethernet + 4 x 2.5G mGig	2 x SFP+
	C1300-24MGP-4X	16 Gigabit Ethernet + 8 x 2.5G mGig + 4 x 10G	16 Gigabit Ethernet + 8 x 2.5G mGig	4 x SFP+
	C1300-48MGP-4X	32 Gigabit Ethernet + 16 x 2.5G mGig + 4 x 10G	32 Gigabit Ethernet + 16 x 2.5G mGig	4 x SFP+
	C1300-12XT-2X	12 10G Copper + 2 x 10G SFP+ + 1 x GE OOB management	12 x 10G Copper	2 x SFP+
	C1300-12XS	10 x 10G SFP+ + 2 x 10G copper/SFP+ combo + 1 x GE OOB management	10 x 10G SFP+	2 x 10G copper/SFP+ combo
	C1300-16XTS	8 x 10G copper + 8 x 10G SFP+ + 1 x GE OOB management	8 x 10G copper	8 x SFP+
	C1300-24XS	20 x 10G SFP+ + 4 x 10G copper/SFP+ combo + 1 x GE OOB management	20 x 10G SFP+	4 x 10G copper/SFP+ combo
	C1300-24XT	20 x 10G copper + 4 x 10G copper/SFP+ combo + 1 x GE OOB management	20 x 10G copper	4 x 10G copper/SFP+ combo
	C1300-24XTS	12 x 10G copper + 12 x 10G SFP+ + 1 x GE	12x10G Copper	12 x 10G SFP+

Feature	Description			
		OOB management		
	C1300X-24T-4X	24 x Gigabit Ethernet + 4 x 10G	24 x Gigabit Ethernet	4 x SFP28(10G Uplink, 25G available for stacking only)
	C1300X-48T-4X	48 x Gigabit Ethernet + 4 x 10G	48 x Gigabit Ethernet	4 x SFP28 (10G Uplink, 25G available for stacking only)
	C1300X-24P-4X	24 x Gigabit Ethernet + 4 x 10G	24 x Gigabit Ethernet	4 x SFP28 (10G Uplink, 25G available for stacking only)
	C1300X-48P-4X	48 x Gigabit Ethernet + 4 x 10G	48 x Gigabit Ethernet	4 x SFP28 (10G Uplink, 25G available for stacking only)
	C1300X-24MU-4X	24 x 2.5G mGig + 4x10G	24 x 2.5G mGig	4 x SFP28 (10G Uplink, 25G available for stacking only)
	C1300X-10NU-2X	10 x 5G mGig + 2x10G	10 x 5G mGig	2 x SFP28(10G Uplink, 25G available for stacking only)
	C1300X-24NGU-4X	16 x Gigabit Ethernet + 8 x 5G mGig + 4 x 10G	16 x 1G + 8 x 5G mGig	4 x SFP28 (10G Uplink, 25G available for stacking only)
	C1300X-48NGU-4X	40 x Gigabit Ethernet + 8 x 5G mGig + 4 x 10G	40 x 1G + 8 x 5G mGig	4 x SFP28 (10G Uplink, 25G available for stacking only)
Console port	Cisco standard RJ-45 console port and USB Type C port			
USB port	USB Type C port on the front panel of the switch for easy file and image management as well as console port			
Buttons	Reset button			
Cabling type	Unshielded Twisted Pair (UTP) Category 5e or better for 1000BASE-T			
LEDs	System, Link/Act, PoE, Speed			
Flash	1GB SLC			
CPU	ARM dual-core at 1.5 GHz			
DRAM	1 GB DDR4 (C1300); 2 GB DDR4 (C1300X)			

Feature	Description	
Packet buffer	All numbers are aggregate across all ports, as the buffers are dynamically shared:	
	Model	Packet buffer
	C1300-8T-E-2G	1.5 MB
	C1300-8P-E-2G	1.5 MB
	C1300-8FP-2G	1.5 MB
	C1300-16T-2G	1.5 MB
	C1300-16P-2G	1.5 MB
	C1300-16FP-2G	1.5 MB
	C1300-24T-4G	1.5 MB
	C1300-24P-4G	1.5 MB
	C1300-24FP-4G	1.5 MB
	C1300-48T-4G	1.5 MB
	C1300-48P-4G	1.5 MB
	C1300-48FP-4G	1.5 MB
	C1300-16P-4X	1.5 MB
	C1300-24T-4X	1.5 MB
	C1300-24P-4X	1.5 MB
	C1300-24FP-4X	1.5 MB
	C1300-48T-4X	1.5 MB
	C1300-48P-4X	1.5 MB
	C1300-48FP-4X	1.5 MB
	C1300-8MGP-2X	1.5 MB
	C1300-24MGP-4X	1.5 MB
	C1300-48MGP-4X	3 MB
	C1300-12XT-2X	3 MB
	C1300-12XS	3 MB
	C1300-16XTS	3 MB

Feature	Description			
	C1300-24XS	8 MB		
	C1300-24XT	8 MB		
	C1300-24XTS	8 MB		
	C1300X-24T-4X	3 MB		
	C1300X-48T-4X	3 MB		
	C1300X-24P-4X	3 MB		
	C1300X-48P-4X	3 MB		
	C1300X-24MU-4X	3 MB		
	C1300X-10NU-2X	3 MB		
	C1300X-24NGU-4X	3 MB		
	C1300X-48NGU-4X	8 MB		
Supported SFP modules	SKU	Media	Speed	Maximum distance
	MGBSX1	Multimode fiber	1000 Mbps	500 m
	MGBLX1	Single-mode fiber	1000 Mbps	10 km
	MGBLH1	Single-mode fiber	1000 Mbps	40 km
	MGBT1	UTP Cat 5e	1000 Mbps	100 m
	GLC-SX-MMD	Multimode fiber	1000 Mbps	550 m
	GLC-EX-SMD	Single-mode fiber	1000 Mbps	40 km
	GLC-ZX-SMD	Single-mode fiber	1000 Mbps	70 km
	GLC-LH-SMD	Single-mode fiber	1000 Mbps	10 km
	GLC-BX-U	Single-mode fiber	1000 Mbps	10 km
	GLC-BX-D	Single-mode fiber	1000 Mbps	10 km
	GLC-TE	UTP Cat 5e	1000 Mbps	100 m
	CWDM-SFP-1470	Single-mode fiber	1000 Mbps	80 km
	CWDM-SFP-1490	Single-mode fiber	1000 Mbps	80 km
	CWDM-SFP-1510	Single-mode fiber	1000 Mbps	80 km
	CWDM-SFP-1530	Single-mode fiber	1000 Mbps	80 km

Feature	Description			
	CWDM-SFP-1550	Single-mode fiber	1000 Mbps	80 km
	CWDM-SFP-1570	Single-mode fiber	1000 Mbps	80 km
	CWDM-SFP-1590	Single-mode fiber	1000 Mbps	80 km
	CWDM-SFP-1610	Single-mode fiber	1000 Mbps	80 km
	SFP-H10GB-CU1M	Copper coax	10 Gigabit Ethernet	1 m
	SFP-H10GB-CU3M	Copper coax	10 Gigabit Ethernet	3 m
	SFP-H10GB-CU5M	Copper coax	10 Gigabit Ethernet	5 m
	SFP-10G-SR	Multimode fiber	10 Gigabit Ethernet	26 m to 400 m
	SFP-10G-LR	Single-mode fiber	10 Gigabit Ethernet	10 km
	SFP-10G-SR-S	Multimode fiber	10 Gigabit Ethernet	26 m to 400 m
	SFP-10G-LR-S	Single-mode fiber	10 Gigabit Ethernet	10 km
	SFP-10G-ER	Single-mode fiber	10 Gigabit Ethernet	40 km
	SFP-10G-ER-S	Single-mode fiber	10 Gigabit Ethernet	40 km
	SFP-10G-T-X	UTP CAT6A/CAT7 or better	10 Gigabit Ethernet	30 m
	SFP-10G-BXD-I	Single-mode fiber	10 Gigabit Ethernet	10 km
	SFP-10G-BXU-I	Single-mode fiber	10 Gigabit Ethernet	10 km
	SFP-H10GB-CU15M	Twinax cable, passive, 30AWG cable assembly	10 Gigabit Ethernet	5 m
	SFP-H10GB-CU2M	Twinax cable, passive, 30AWG cable assembly	10 Gigabit Ethernet	2 m
	SFP-H10GB-CU25M	Twinax cable, passive, 30AWG cable assembly	10 Gigabit Ethernet	2.5 m
	SFP-H10GB-ACU7M	Twinax cable, passive, 30AWG cable assembly	10 Gigabit Ethernet	7 m
	SFP-H10GBACU10M	Twinax cable, passive, 30AWG cable assembly	10 Gigabit Ethernet	10 m
	SFP-10G-AOC1M	Active Optical Cable assembly	10 Gigabit Ethernet	1 m

Feature	Description			
	SFP-10G-AOC2M	Active Optical Cable assembly	10 Gigabit Ethernet	2 m
	SFP-10G-AOC3M	Active Optical Cable assembly	10 Gigabit Ethernet	3 m
	SFP-10G-AOC5M	Active Optical Cable assembly	10 Gigabit Ethernet	5 m
	SFP-10G-AOC7M	Active Optical Cable assembly	10 Gigabit Ethernet	7 m
	SFP-10G-AOC10M	Active Optical Cable assembly	10 Gigabit Ethernet	10 m
	SFP-25G-AOC1M	Active Optical Cable assembly	25 Gigabit Ethernet	1 m
	SFP-25G-AOC2M	Active Optical Cable assembly	25 Gigabit Ethernet	2 m
	SFP-25G-AOC3M	Active Optical Cable assembly	25 Gigabit Ethernet	3 m
	SFP-25G-AOC4M	Active Optical Cable assembly	25 Gigabit Ethernet	4 m
	SFP-25G-AOC5M	Active Optical Cable assembly	25 Gigabit Ethernet	5 m
	SFP-25G-AOC7M	Active Optical Cable assembly	25 Gigabit Ethernet	7 m
	SFP-25G-AOC10M	Active Optical Cable assembly	25 Gigabit Ethernet	10 m
	SFP-H25G-CU1M	Twinax cable, passive, 28AWG cable assembly	25 Gigabit Ethernet	1 m
	SFP-H25G-CU1.5M	Twinax cable, passive, 24AWG cable assembly	25 Gigabit Ethernet	1.5 m
	SFP-H25G-CU2M	Twinax cable, passive, 24AWG cable assembly	25 Gigabit Ethernet	2 m
	SFP-H25G-CU2.5M	Twinax cable, passive, 24AWG cable assembly	25 Gigabit Ethernet	2.5 m
	SFP-H25G-CU3M	Twinax cable, passive, 24AWG cable assembly	25 Gigabit Ethernet	3 m
	SFP-H25G-CU4M	Twinax cable, passive, 24AWG	25 Gigabit Ethernet	4 m

Feature	Description			
		cable assembly		
	SFP-H25G-CU5M	Twinax cable, passive, 24AWG cable assembly	25 Gigabit Ethernet	5 m
	SFP-25G-SL	Multimode fiber	25 Gigabit Ethernet	20/30m (OM3/OM4)
	SFP-25G-SR-S	Multimode fiber	25 Gigabit Ethernet	70/100m (OM3/OM4)
	SFP-10/25G-CSR-S	Multimode fiber	10/25 Gigabit Ethernet	300/400m (OM3/OM4)*
	SFP-10/25G-LR-S	Single-mode fiber	10/25 Gigabit Ethernet	10km
	SFP-10/25G-LR-I	Single-mode fiber	10/25 Gigabit Ethernet	10km**

*Depending upon fiber quality.

**Links up to 15km reach are supported as engineered links as long as channel insertion loss is <9.3dB and RS-FEC is required.

Feature	Description	
Environmental		
Unit dimensions (W x D x H)	Model	Unit dimensions
	C1300-8T-E-2G	268 x 185 x 43.94 mm (10.55 x 7.28 x 1.73 in)
	C1300-8P-E-2G	268 x 185 x 43.94 mm (10.55 x 7.28 x 1.73 in)
	C1300-8FP-2G	268 x 297 x 43.94 mm (10.55 x 11.71 x 1.73 in)
	C1300-16T-2G	268 x 272 x 43.94 mm (10.55 x 10.69 x 1.73 in)
	C1300-16P-2G	268 x 297 x 43.94 mm (10.55 x 11.69 x 1.73 in)
	C1300-16FP-2G	268 x 323.3 x 43.94 mm (10.55 x 12.72 x 1.73 in)
	C1300-24T-4G	444.3 x 240 x 43.94 mm (17.49 x 9.45 x 1.73 in)
	C1300-24P-4G	444.3 x 299 x 43.94 mm (17.49 x 11.77 x 1.73 in)
	C1300-24FP-4G	444.3 x 350 x 43.94 mm (17.49 x 13.77 x 1.73 in)
	C1300-48T-4G	444.3 x 288 x 43.94 mm (17.49 x 11.33 x 1.73 in)
	C1300-48P-4G	444.3 x 350 x 43.94 mm (17.49 x 13.78 x 1.73 in)
	C1300-48FP-4G	444.3 x 350 x 43.94 mm (17.49 x 13.78 x 1.73 in)
	C1300-16P-4X	268 x 297 x 43.94 mm (10.55 x 11.69 x 1.73 in)
	C1300-24T-4X	444.3 x 240 x 43.94 mm (17.49 x 9.45 x 1.73 in)

Feature	Description	
	C1300-24P-4X	444.3 x 299 x 43.94 mm (17.49 x 11.77 x 1.73 in)
	C1300-24FP-4X	444.3 x 350 x 43.94 mm (17.49 x 13.78 x 1.73 in)
	C1300-48T-4X	444.3 x 288 x 43.94 mm (17.49 x 11.33 x 1.73 in)
	C1300-48P-4X	444.3 x 350 x 43.94 mm (17.49 x 13.78 x 1.73 in)
	C1300-48FP-4X	444.3 x 350 x 43.94 mm (17.49 x 13.78 x 1.73 in)
	C1300-8MGP-2X	268 x 298 x 43.94 mm (10.55 x 11.73 x 1.73 in)
	C1300-24MGP-4X	444.3 x 350 x 43.94 mm (17.49 x 13.78 x 1.73 in)
	C1300-48MGP-4X	444.3 x 350 x 43.94 mm (17.49 x 13.78 x 1.73 in)
	C1300-12XT-2X	268 x 300 x 43.94 mm (10.55 x 11.81 x 1.73 in)
	C1300-12XS	268 x 300 x 43.94 mm (10.55 x 11.81 x 1.73 in)
	C1300-16XTS	268 x 300 x 43.94 mm (10.55 x 11.815 x 1.73 in)
	C1300-24XS	444.3 x 286 x 43.94 mm (17.49 x 11.26 x 1.73 in)
	C1300-24XT	444.3 x 286 x 43.94 mm (17.49 x 11.26 x 1.73 in)
	C1300-24XTS	444.3 x 273 x 43.94 mm (17.49 x 11.26 x 1.73 in)
	C1300X-24T-4X	444.3 x 270 x 43.94 mm (17.49 x 10.63 x 1.73 in)
	C1300X-48T-4X	444.3 x 270 x 43.94 mm (17.49 x 10.63 x 1.73 in)
	C1300X-24P-4X	444.3 x 270 x 43.94 mm (17.49 x 10.63 x 1.73 in)
	C1300X-48P-4X	444.3 x 340 x 43.94 mm (17.49 x 13.38 x 1.73 in)
	C1300X-24MU-4X	444.3 x 270 x 43.94 mm (17.49 x 10.63 x 1.73 in)
	C1300X-10NU-2X	268 x 308 x 43.94 mm (10.55 x 12.13 x 1.73 in)
	C1300X-24NGU-4X	444.3 x 270 x 43.94 mm (17.49 x 10.63 x 1.73 in)
	C1300X-48NGU-4X	444.3 x 340 x 43.94 mm (17.49 x 13.38 x 1.73 in)

Feature	Description	
Unit weight	Model	Unit weight
	C1300-8T-E-2G	1.39 kg (3.06 lb)
	C1300-8P-E-2G	1.72 kg (3.79 lb)
	C1300-8FP-2G	3.05 kg (6.72 lb)
	C1300-16T-2G	2.18 kg (4.80 lb)
	C1300-16P-2G	2.38 kg (5.25 lb)
	C1300-16FP-2G	2.49 kg (5.49 lb)
	C1300-24T-4G	2.63 kg (5.80 lb)
	C1300-24P-4G	3.53 kg (7.78 lb)
	C1300-24FP-4G	4.6 kg (10.14 lb)
	C1300-48T-4G	3.95 kg (8.71 lb)
	C1300-48P-4G	5.43 kg (11.97 lb)
	C1300-48FP-4G	6.48 kg (14.28 lb)
	C1300-16P-4X	2.49 kg (5.49 lb)
	C1300-24T-4X	3.14 kg (6.92 lb)
	C1300-24P-4X	3.95 kg (8.70 lb)
	C1300-24FP-4X	4.92 kg (10.84 lb)
	C1300-48T-4X	4.35 kg (9.59 lb)
	C1300-48P-4X	6.37 kg (14.04 lb)
	C1300-48FP-4X	5.16 kg (11.38 lb)
	C1300-8MGP-2X	2.64kg (5.83 lb)
	C1300-24MGP-4X	5.53kg (12.2 lb)
	C1300-48MGP-4X	5.83kg (12.86 lb)
	C1300-12XT-2X	2.64 kg (5.82 lb)
	C1300-12XS	2.67 kg (5.89 lb)
	C1300-16XTS	2.68 kg (5.91 lb)
	C1300-24XS	4.15 kg (9.15 lb)

Feature	Description																				
	<table> <tr> <td>C1300-24XT</td><td>4.29 kg (9.45 lb)</td></tr> <tr> <td>C1300-24XTS</td><td>4.2kg (9.25 lb)</td></tr> <tr> <td>C1300X-24T-4X</td><td>3.28kg (7.23 lb)</td></tr> <tr> <td>C1300X-48T-4X</td><td>3.6kg (7.94lb)</td></tr> <tr> <td>C1300X-24P-4X</td><td>3.96kg (8.73lb)</td></tr> <tr> <td>C1300X-48P-4X</td><td>5.06kg (11.16lb)</td></tr> <tr> <td>C1300X-24MU-4X</td><td>4.28kg (9.44lb)</td></tr> <tr> <td>C1300X-10NU-2X</td><td>3.03kg (6.68lb)</td></tr> <tr> <td>C1300X-24NGU-4X</td><td>4.23kg (9.33lb)</td></tr> <tr> <td>C1300X-48NGU-4X</td><td>5.15kg (11.35lb)</td></tr> </table>	C1300-24XT	4.29 kg (9.45 lb)	C1300-24XTS	4.2kg (9.25 lb)	C1300X-24T-4X	3.28kg (7.23 lb)	C1300X-48T-4X	3.6kg (7.94lb)	C1300X-24P-4X	3.96kg (8.73lb)	C1300X-48P-4X	5.06kg (11.16lb)	C1300X-24MU-4X	4.28kg (9.44lb)	C1300X-10NU-2X	3.03kg (6.68lb)	C1300X-24NGU-4X	4.23kg (9.33lb)	C1300X-48NGU-4X	5.15kg (11.35lb)
C1300-24XT	4.29 kg (9.45 lb)																				
C1300-24XTS	4.2kg (9.25 lb)																				
C1300X-24T-4X	3.28kg (7.23 lb)																				
C1300X-48T-4X	3.6kg (7.94lb)																				
C1300X-24P-4X	3.96kg (8.73lb)																				
C1300X-48P-4X	5.06kg (11.16lb)																				
C1300X-24MU-4X	4.28kg (9.44lb)																				
C1300X-10NU-2X	3.03kg (6.68lb)																				
C1300X-24NGU-4X	4.23kg (9.33lb)																				
C1300X-48NGU-4X	5.15kg (11.35lb)																				
Power	<p>100-240V 50-60 Hz, internal, universal: C1300-8FP-2G, C1300-16T-2G, C1300-16P-2G, C1300-16FP-2G, C1300-24T-4G, C1300-24P-4G, C1300-24FP-4G, C1300-48T-4G, C1300-48P-4G, C1300-48FP-4G, C1300-16P-4X, C1300-24T-4X, C1300-24P-4X, C1300-24FP-4X, C1300-48T-4X, C1300-48P-4X, C1300-48FP-4X, C1300-12XT-2X, C1300-12XS, C1300-16XTS, C1300-24XS, C1300-24XT, C1300-8MGP-2X, C1300-24MGP-4X, C1300-48MGP-4X, C1300-24XTS, C1300X-24T-4X, C1300X-48T-4X, C1300X-24P-4X, C1300X-48P-4X, C1300X-24MU-4X, C1300X-10NU-2X, C1300X-24NGU-4X, C1300X-48NGU-4X.</p> <p>100-240V 50-60 Hz, external: C1300-8T-E-2G, C1300-8P-E-2G,</p>																				
Certifications	UL (UL 62368), CSA (CSA 22.2), CE mark, FCC Part 15 (CFR 47) Class A																				
Operating temperature	<p>23° to 122° F (-5° to 50° C)</p> <p>C1300-8T-E-2G, C1300-8P-E-2G, C1300-8FP-2G, C1300-16T-2G, C1300-16P-2G, C1300-16FP-2G, C1300-24T-4G, C1300-24P-4G, C1300-24FP-4G, C1300-48T-4G, C1300-48P-4G, C1300-48FP-4G, C1300-16P-4X, C1300-24T-4X, C1300-24P-4X, C1300-24FP-4X, C1300-48T-4X, C1300-48P-4X, C1300-48FP-4X, C1300-8MGP-2X, C1300-12XT-2X, C1300-12XS, C1300-16XTS, C1300-24XS, C1300-24XT, C1300-24MGP-4X, C1300-48MGP-4X, C1300-24XTS, C1300X-24T-4X, C1300X-48T-4X, C1300X-24P-4X, C1300X-48P-4X, C1300X-24MU-4X, C1300X-10NU-2X, C1300X-24NGU-4X, C1300X-48NGU-4X.</p> <p>Minimum ambient temperature for cold start is 32° F (0° C)</p>																				
Storage temperature	-13° to 158° F (-25° to 70° C)																				
Operating humidity	10% to 90%, relative, noncondensing																				
Storage humidity	10% to 90%, relative, noncondensing																				

Feature	Description			
Acoustic noise and mean time between failures (MTBF)	Model	FAN (number)	Acoustic noise	MTBF at 25° C (hours)
	C1300-8T-E-2G	Fanless	-	2,865,360
	C1300-8P-E-2G	Fanless	-	2,865,360
	C1300-8FP-2G	Fanless	-	2,865,360
	C1300-16T-2G	Fanless	-	912,776
	C1300-16P-2G	Fanless	-	412,959
	C1300-16FP-2G	Fanless	-	309,224
	C1300-24T-4G	Fanless	-	664,987
	C1300-24P-4G	Fanless	-	396,413
	C1300-24FP-4G	1	25° C: 39 dBA	500,161
	C1300-48T-4G	1	25° C: 29.7 dBA	1,473,382
	C1300-48P-4G	1	25° C: 37.3 dBA	1,662,884
	C1300-48FP-4G	1	25° C: 48.7 dBA	1,469,406
	C1300-16P-4X	Fanless	-	426,778
	C1300-24T-4X	Fanless	-	646,083
	C1300-24P-4X	Fanless	-	337,232
	C1300-24FP-4X	1	25° C: 39 dBA	389,607
	C1300-48T-4X	1	25° C: 29.7 dBA	1,473,382
	C1300-48P-4X	1	25° C: 37.3 dBA	1,469,406
	C1300-48FP-4X	1	25° C: 48.7 dBA	1,469,406
	C1300-8MGP-2X	Fanless	-	561,618
	C1300-24MGP-4X	1	25° C: <39 dBA	359,908
	C1300-48MGP-4X	1	25° C: <39 dBA	310,984
	C1300-12XT-2X	1	25° C: 28.5 dBA	1,198,404
	C1300-12XS	1	25° C: 29.5 dBA	1,226,587
	C1300-16XTS	1	25° C: 28.7 dBA	1,201,527
	C1300-24XS	1	25° C: 27.6 dBA	993,232

Feature	Description			
	C1300-24XT	1	25° C: 28.7 dBA	945,878
	C1300-24XTS	1	25° C: <39 dBA	427,188
	C1300X-24T-4X	1	25° C: 20.3 dBA	458,135
	C1300X-48T-4X	1	25° C: 21.6 dBA	324,549
	C1300X-24P-4X	1	25° C: 44.5 dBA	368,309
	C1300X-48P-4X	1	25° C: 48.6 dBA	251,255
	C1300X-24MU-4X	1	25° C: 47.9 dBA	321,420
	C1300X-10NU-2X	1	25° C: 38.9 dBA	470,352
	C1300X-24NGU-4X	1	25° C: 49.5 dBA	343,272
	C1300X-48NGU-4X	2	25° C: 49.2 dBA	216,091
Warranty	Limited lifetime with return-to-factory replacement			
Package contents				
<ul style="list-style-type: none">• Cisco Catalyst 1300 Series Switch or Cisco Catalyst 1300X Series Switch• Power cord included (power adapter for select 8-port SKUs), unless ‘NO-POWER-CORD’ is selected while ordering• Mounting kit (Only 24-and 48-port models include the 19-in mounting brackets with the switch)• Pointer card				
Minimum requirements				
<ul style="list-style-type: none">• Web browser: Chrome, Firefox, Edge, Safari• Category 5e Ethernet network cable• TCP/IP, network adapter, and network operating system (such as Microsoft Windows, Linux, or Mac OS X) installed				

Ordering information

Table 2 provides ordering information for the Cisco Catalyst 1300 Series Switches.

Table 2. Ordering information

Model	Order product ID	Description
Gigabit Ethernet		
C1300-8T-E-2G	C1300-8T-E-2G	<ul style="list-style-type: none">• 8x 10/100/1000 ports• 2x Gigabit copper/SFP combo ports• Rack-mountable
C1300-8P-E-2G	C1300-8P-E-2G	<ul style="list-style-type: none">• 8x 10/100/1000 30W PoE+ ports with 67W power budget• 2x Gigabit copper/SFP combo ports• Rack-mountable
C1300-8FP-2G	C1300-8FP-2G	<ul style="list-style-type: none">• 8x 10/100/1000 30W PoE+ ports with 120W power budget• 2x Gigabit copper/SFP combo ports• Rack-mountable
C1300-16T-2G	C1300-16T-2G	<ul style="list-style-type: none">• 16x 10/100/1000 ports• 2x Gigabit SFP• Rack-mountable
C1300-16P-2G	C1300-16P-2G	<ul style="list-style-type: none">• 16x 10/100/1000 30W PoE+ ports with 120W power budget• 2x Gigabit SFP• Rack-mountable
C1300-16FP-2G	C1300-16FP-2G	<ul style="list-style-type: none">• 16x 10/100/1000 30W PoE+ ports with 240W power budget• 2x Gigabit SFP• Rack-mountable
C1300-24T-4G	C1300-24T-4G	<ul style="list-style-type: none">• 24x 10/100/1000 ports• 4x Gigabit SFP• Rack-mountable
C1300-24P-4G	C1300-24P-4G	<ul style="list-style-type: none">• 24x 10/100/1000 30W PoE+ ports with 195W power budget• 4x Gigabit SFP• Rack-mountable
C1300-24FP-4G	C1300-24FP-4G	<ul style="list-style-type: none">• 24x 10/100/1000 30W PoE+ ports with 370W power budget• 4x Gigabit SFP• Rack-mountable

Model	Order product ID	Description
C1300-48T-4G	C1300-48T-4G	<ul style="list-style-type: none"> • 48x 10/100/1000 ports • 4x Gigabit SFP • Rack-mountable
C1300-48P-4G	C1300-48P-4G	<ul style="list-style-type: none"> • 48x 10/100/1000 30W PoE+ ports with 370W power budget • 4x Gigabit SFP • Rack-mountable
C1300-48FP-4G	C1300-48FP-4G	<ul style="list-style-type: none"> • 48x 10/100/1000 30W PoE+ ports with 740W power budget • 4x Gigabit SFP • Rack-mountable
Gigabit Ethernet with 10 Gigabit Ethernet uplinks		
C1300-16P-4X	C1300-16P-4X	<ul style="list-style-type: none"> • 16x 10/100/1000 ports 30W PoE+ ports with 120W power budget • 4x 10 Gigabit SFP+ • Rack-mountable
C1300-24T-4X	C1300-24T-4X	<ul style="list-style-type: none"> • 24x 10/100/1000 ports • 4x 10 Gigabit SFP+ • Rack-mountable
C1300-24P-4X	C1300-24P-4X	<ul style="list-style-type: none"> • 24x 10/100/1000 30W PoE+ ports with 195W power budget • 4x 10 Gigabit SFP+ • Rack-mountable
C1300-24FP-4X	C1300-24FP-4X	<ul style="list-style-type: none"> • 24x 10/100/1000 30W PoE+ ports with 370W power budget • 4x 10 Gigabit SFP+ • Rack-mountable
C1300-48T-4X	C1300-48T-4X	<ul style="list-style-type: none"> • 48x 10/100/1000 ports • 4x 10 Gigabit SFP+ • Rack-mountable
C1300-48P-4X	C1300-48P-4X	<ul style="list-style-type: none"> • 48x 10/100/1000 30W PoE+ ports with 370W power budget • 4x 10 Gigabit SFP+ • Rack-mountable
C1300-48FP-4X	C1300-48FP-4X	<ul style="list-style-type: none"> • 48x 10/100/1000 30W PoE+ ports with 740W power budget • 4x 10 Gigabit SFP+ • Rack-mountable

Model	Order product ID	Description
Multi Gigabit Ethernet		
C1300-8MGP-2X	C1300-8MGP-2X	<ul style="list-style-type: none"> • 4 x 10/100/1000 30W PoE+ports • 4 x 2.5G 30W PoE+ ports • 2 x 10 Gigabit SFP+ • 120W PoE power budget • Rack-mountable
C1300-24MGP-4X	C1300-24MGP-4X	<ul style="list-style-type: none"> • 16 x 10/100/1000 30W PoE+ ports • 8 x 2.5G 30W PoE+ ports • 4 x 10 Gigabit SFP+ • 375W PoE power budget • Rack-mountable
C1300-48MGP-4X	C1300-48MGP-4X	<ul style="list-style-type: none"> • 32 x 10/100/1000 30W PoE+ ports • 16 x 2.5G 30W PoE+ ports • 4 x 10 Gigabit SFP+ • 740W PoE power budget • Rack-mountable
10 Gigabit Ethernet		
C1300-12XT-2X	C1300-12XT	<ul style="list-style-type: none"> • 12 x 10 Gigabit copper ports • 2 x 10 Gigabit SFP+ • 1 x GE management port • Rack-mountable
C1300-12XS	C1300-12XS	<ul style="list-style-type: none"> • 10 x 10 Gigabit SFP+ • 2 x 10 Gigabit copper ports (combo with 2 x SFP+) • 1 x GE management port • Rack-mountable
C1300-16XTS	C1300-16XTS	<ul style="list-style-type: none"> • 8 x 10 Gigabit copper ports • 8 x 10 Gigabit SFP+ • 1 x GE management port • Rack-mountable
C1300-24XS	C1300-24XS	<ul style="list-style-type: none"> • 20 x 10 Gigabit SFP+ • 4 x 10 Gigabit copper ports (combo with 4 x SFP+) • 1 x GE management port • Rack-mountable

Model	Order product ID	Description
C1300-24XT	C1300-24XT	<ul style="list-style-type: none"> • 20 x 10 Gigabit copper ports • 4 x 10 Gigabit SFP+ (combo with 4 x 10G copper ports) • 1 x GE management port • Rack-mountable
C1300-24XTS	C1300-24XTS	<ul style="list-style-type: none"> • 12 x 10 Gigabit copper ports • 12 x 10 Gigabit SFP+ • 1 x GE management port • Rack-mountable
Catalyst 1300X SKUs		
Gigabit Ethernet with 10 Gigabit Ethernet uplinks		
C1300X-24T-4X	C1300X-24T-4X	<ul style="list-style-type: none"> • 24x 10/100/1000 ports • 4 x 10G SFP28 (10G Uplink, 25G available for stacking only) • Rack-mountable
C1300X-48T-4X	C1300X-48T-4X	<ul style="list-style-type: none"> • 48x 10/100/1000 ports • 4 x 10G SFP28 (10G Uplink, 25G available for stacking only) • Rack-mountable
C1300X-24P-4X	C1300X-24P-4X	<ul style="list-style-type: none"> • 24x 10/100/1000 30W PoE+ ports with 385W power budget • 4 x 10G SFP28 (10G Uplink, 25G available for stacking only) • Rack-mountable
C1300X-48P-4X	C1300X-48P-4X	<ul style="list-style-type: none"> • 48x 10/100/1000 30W PoE+ ports with 740W power budget • 4 x 10G SFP28 (10G Uplink, 25G available for stacking only) • Rack-mountable
2.5G and 5G Multigigabit Ethernet with 60W PoE++		
C1300X-24MU-4X	C1300X-24MU-4X	<ul style="list-style-type: none"> • 16 x 2.5G 30W PoE+ ports • 8 x 2.5G 60W PoE++ ports • 4 x 10G SFP28 (10G Uplink, 25G available for stacking only) • 740W PoE power budget • Rack-mountable
C1300X-10NU-2X	C1300X-10NU-2X	<ul style="list-style-type: none"> • 10 x 5G 60W PoE++ ports • 2 x 10G SFP28 (10G Uplink, 25G available for stacking only) • 385W PoE power budget • Rack-mountable

Model	Order product ID	Description
C1300X-24NGU-4X	C1300X-24NGU-4X	<ul style="list-style-type: none"> • 16 x 10/100/1000 30W PoE+ ports • 8 x 5G 60W PoE++ ports • 4 x 10G SFP28 (10G Uplink, 25G available for stacking only) • 740W PoE power budget • Rack-mountable
C1300X-48NGU-4X	C1300X-48NGU-4X	<ul style="list-style-type: none"> • 40 x 10/100/1000 30W PoE+ ports • 8 x 5G 60W PoE++ ports • 4 x 10G SFP28 (10G Uplink, 25G available for stacking only) • 740W PoE power budget • Rack-mountable

Accessories

Table 3 describes the available accessories for the Cisco Catalyst 1300 Series Switches.

Table 3. Accessories

Part number	Description	Compatibility
CAB-CONSOLE-RJ45	Console cable 6 feet with RJ-45	All models
CAB-CONSOLE-USB-C	Console cable USB-C type	All models
CAB-CONSOLE-USB-C=	Console cable USB-C type	All models
PWR-CLP	Power cable restraining clip	All models
Cisco rack-mounting kit		
RCKMNT-1RU-1K=	Rack-mount kit for 1 RU for C1000, C1200, C1300,	All 24/48 port models*
RCKMNT-CMPCT-1K=	19-in. rack-mount bracket for C1000, C1200, C1300,	All 8/16/16P port models

* Only 24-and 48-port models include the 19-in mounting brackets with the switch

Cisco power adapters	
PWRADPT-WM-18-xx	18W power adapter
PWRADPT-WM-18-NA=	18W power adapter

XX=NA, TW, JP, EU, UK, AU, AR, BR, CN, IN, KR (country-specific plug)

The 10 Gigabit copper and SFP+ ports support 10 Gigabit and 1 Gigabit speeds.

Each combo port has one copper Ethernet port and one SFP or SFP+ slot, with one port active at a time.

Cisco Catalyst 1300 Series products are available only through distributors and not available to order directly from Cisco. Partners should order these products from their preferred distributors. End users should order from their preferred partners.

The Catalyst 1300 Series has been tested as a Layer 2 LAN switch variant for India TEC and will be sold as Layer 2 LAN switches in India.



A powerful, affordable foundation for your office and business network

As you strive to make your employees as productive and effective as possible, your business applications and information and the network that delivers them become ever more vital parts of your business. You need a technology foundation that can meet your business’s needs today and, in the future, and that delivers the right feature set at the right price. The Cisco Catalyst 1300 Series switches provide the reliability, performance, security, and capabilities you need to power your business.

Product sustainability

Information about Cisco’s Environmental, Social, and Governance (ESG) initiatives and performance is provided in Cisco’s CSR and sustainability [reporting](#).

Table 4. Cisco environmental sustainability information

Sustainability topic		Reference
General	Information on product-material-content laws and regulations	Materials
	Information on electronic waste laws and regulations, including our products, batteries, and packaging	WEEE Compliance
	Information on product takeback and reuse program	Cisco Takeback and Reuse Program
	Sustainability Inquiries	Contact: csr_inquiries@cisco.com
Material	Product packaging weight and materials	Contact: environment@cisco.com

Cisco Capital

Flexible payment solutions to help you achieve your objectives

Cisco Capital® makes it easier to get the right technology to achieve your objectives, enable business transformation, and stay competitive. We can help you reduce the total cost of ownership, conserve capital, and accelerate growth. In more than 100 countries, our flexible payment solutions can help you acquire hardware, software, services, and complementary third-party equipment in easy, predictable payments. [Learn more](#).

For more information

To find out more about the Cisco Catalyst 1300 Series Switches, Visit <https://www.cisco.com/c/en/us/products/switches/catalyst-1300-series-switches/index.html>.

Document history

New or revised topic	Described in	Date
Added Idle Power information and updated Power Consumption values	Power consumption (Table 1)	September 30, 2023

Americas Headquarters
Cisco Systems, Inc.
San Jose, CA

Asia Pacific Headquarters
Cisco Systems (USA) Pte. Ltd.
Singapore

Europe Headquarters
Cisco Systems International BV Amsterdam,
The Netherlands

Cisco has more than 200 offices worldwide. Addresses, phone numbers, and fax numbers are listed on the Cisco Website at <https://www.cisco.com/go/offices>.

Cisco and the Cisco logo are trademarks or registered trademarks of Cisco and/or its affiliates in the U.S. and other countries. To view a list of Cisco trademarks, go to this URL: <https://www.cisco.com/go/trademarks>. Third-party trademarks mentioned are the property of their respective owners. The use of the word partner does not imply a partnership relationship between Cisco and any other company. (1110R)