

Cisco Industrial DIN–Rail Power Supplies

Contents

Product overview	2
Product specifications	4
Ordering information	14
Warranty information	15
Cisco environmental sustainability.....	15
Cisco Capital	16
Document history	16

The Cisco® portfolio of industrial DIN-rail power supplies offers a wide range of options to power industrial Ethernet switches, industrial routers, and industrial computing products.





Product overview

The Cisco industrial DIN-rail power supplies offer a variety of rugged, reliable, and compact AC and DC power supply options to power Cisco's industrial Ethernet switches, industrial routers (including industrial gateways), and industrial computing products. Some key features include:

- Power supply options from 50W to 480W
- Operating temperatures ranging between -40°C and +85°C
- DIN-rail mountable
- Enables of high-capacity Power over Ethernet (PoE)
- Hardwired and IEC plug-in models available
- Conformal coating options

Table 1 shows a list of all DIN-rail power supplies.

Table 1. DIN-rail power supplies part numbers and descriptions

Part number	Product image	Product description	PoE/PoE+ /4PPoE support	Input Connection Type
PWR-IE50W-AC-L=		50W AC to DC power supply	No	Hardwired
PWR-IE50W-AC=		50W AC to DC or High DC to DC power supply	No	Hardwired
PWR-IE50W-AC-IEC=		50W AC to DC power supply with IEC connector (IEC 60320 C14)	No	Plug-in
PWR-IE65W-PC-AC=		65W AC to DC or High DC to DC power supply	Yes	Hardwired

Part number	Product image	Product description	PoE/PoE+ /4PPoE support	Input Connection Type
PWR-IE65W-PC-DC=		65W Low DC to DC power supply	Yes	Hardwired
PWR-IE170W-PC-AC=		170W AC to DC or High DC to DC power supply	Yes	Hardwired
PWR-IE170W-PC-DC=		170W Low DC to DC power supply	Yes	Hardwired
PWR-IE240W-PCAC-L=1		240W AC to DC power supply	Yes	Hardwired
PWR-IE240W-AC-IEC=1,2		240W AC to DC power supply with IEC connector (IEC 60320 C16)	Yes	Plug-in
PWR-IE400W-AC-IEC=1,2		400W AC to DC power supply with IEC connector (IEC 60320 C16)	Yes	Plug-in
PWR-IE480W-PCAC-L =1		480W AC to DC power supply	Yes	Hardwired

¹ Conformally-coated

² Includes required DC output cable

Product specifications

Table 2 lists the input specification for Cisco industrial power supplies. Table 3 lists the output specifications.

Table 2. Input specifications

Product ID	Rated nominal input operating range	Supported input voltage operating range	Typical efficiency	Inrush current at 25C ambient	Remarks
PWR-IE50W-AC-L=	AC 100-240V/1.2A, 50-60Hz	AC 90-264V	88%	< 35A @ 115VAC and 70A @ 230VAC	Not approved for hazardous location installations
PWR-IE50W-AC=	AC 100-240V/1.25A, 50-60Hz or DC 125-250V/1.25A	AC 90-264V or DC 106-300V	80%	< 35A @ 115VAC and 70A @ 230VAC	Approved for Class 1, Div 2/ Zone 2 installations
PWR-IE50W-AC-IEC=	AC 100-240V/1.25A, 50-60Hz	AC 90-264V	80%	< 35A @ 115VAC and 70A @ 230VAC	Not approved for hazardous location installations
PWR-IE65W-PC-AC=	AC 100-240V/1.4A, 50-60Hz or DC 125-250V/1.0A	AC 90-264V or DC 106-300V	85%	< 35A @ 115VAC and 70A @ 230VAC	Approved for Class 1, Div 2/ Zone 2 installations CSA certified
PWR-IE65W-PC-DC=	DC 24-48VDC/4.5A	DC 18-60V	92%	4A@24VDC	Approved for Class 1, Div 2/ Zone 2 installations

Product ID	Rated nominal input operating range	Supported input voltage operating range	Typical efficiency	Inrush current at 25C ambient	Remarks
PWR-IE170W-PC-AC=	AC 100-240V/2.3A, 50-60Hz or DC 125-250V/2.1A	AC 90-264V or DC 106-300V	88%	< 35A @ 115VAC and 70A @ 230VAC	Approved for Class 1, Div 2/ Zone 2 installations CSA certified
PWR-IE170W-PC-DC=	DC 12-54V/23A	DC 10.8-60V	88%	17.3A @ 12VDC	Approved for Class 1, Div 2/ Zone 2 installations
PWR-IE240W-PCAC-L=	AC 100-240V/3.5A, 50-60Hz	AC 90-264V	91%	< 35A @ 115VAC and 230VAC	Not approved for hazardous location installations
PWR-IE240W-AC-IEC=	AC 100-240V/3.1A, 50-60Hz	AC 90-264V	90%	< 45A @ 115VAC and 230VAC	Not approved for hazardous location installations
PWR-IE400W-AC-IEC=	AC 100-240V/5A, 50-60Hz	AC 90-264V	91%	< 35A @ 115VAC and 230VAC	Not approved for hazardous location installations
PWR-IE480W-PCAC-L=	AC 100-240V/6A, 50-60Hz	AC 90-264V	92%	< 35A @ 115VAC and 230VAC	Not approved for hazardous location installations

Table 3 lists the output specifications for Cisco industrial power supplies.

Table 3. Output specifications

Product ID	Nominal output voltage/ adjustment range	Max output power	Holdup time at 100% load	Protections
PWR-IE50W-AC-L=	24VDC/24-28VDC, 2.1A	50W	20ms	Over temperature protection Short circuit protection
PWR-IE50W-AC=	24VDC, 2.1A	50W	20ms	
PWR-IE50W-AC-IEC=	24VDC, 2.1A	50W	20ms	
PWR-IE65W-PC-AC=	54VDC, 1.2A	65W	10ms	
PWR-IE65W-PC-DC=	54VDC, 1.2A	65W	-	
PWR-IE170W-PC-AC=	54VDC, 3.2A	170W	20ms	
PWR-IE170W-PC-DC=	54VDC, 3.2A	170W	9ms (@10.8VDC) to 25.9ms (@ 60VDC)	
PWR-IE240W-PCAC-L=	54VDC/48-56VDC, 4.5A	240W	20ms	
PWR-IE240W-AC-IEC=	55VDC, 4.4A	240W	20ms	
PWR-IE400W-AC-IEC=	55VDC, 7.3A	400W	20ms	
PWR-IE480W-PCAC-L=	54VDC/48-56VDC, 8.9A	480W	20ms	

Table 4 lists the environmental specifications for Cisco industrial power supplies.

Table 4. Environmental specifications

Product ID	IP rating	Operating temperature	Storage temperature	Power derating	Operating humidity
PWR-IE50W-AC-L=	IP20	-20°C to +70°C	-40°C to +85°C	> 55°C de-rate power by 3.33%/°C < -10°C de-rate power by 2%/°C	5 to 95% RH (non-condensing)
PWR-IE50W-AC=	IP20	-40°C to +75°C	-40°C to +85°C	No derating	<95% RH (non-condensing)
PWR-IE50W-AC-IEC=	IP20	-20°C to +70°C	-40°C to +85°C	No derating	<95% RH (non-condensing)
PWR-IE65W-PC-AC=	IP20	-40°C to +75°C	-40°C to +85°C	No derating	<95% RH (non-condensing)
PWR-IE65W-PC-DC=	IP20	-40°C to +75°C	-40°C to +85°C	No derating	<95% RH (non-condensing)
PWR-IE170W-PC-AC=	IP20	-40°C to +75°C	-40°C to +85°C	No derating	<95% RH (non-condensing)
PWR-IE170W-PC-DC=	IP20	-40°C to +75°C	-40°C to +85°C	No derating	<95% RH (non-condensing)

Product ID	IP rating	Operating temperature	Storage temperature	Power derating	Operating humidity
PWR-IE240W-PCAC-L=	IP20	-40°C to +80°C	-40°C to +85°C	Vertical mounting: > 50°C de-rate power by 2.5%/°C Horizontal mounting: > 40°C de-rate power by 2.5%/°C	5 to 95% RH (non-condensing)
PWR-IE240W-AC-IEC= ^{1,2}	IP20	-40°C to +85°C	-40°C to +85°C	Vertical mounting: > 50°C to 85°C de-rate power by 2.5%/°C	5 to 95% RH (non-condensing)
PWR-IE400W-AC-IEC= ^{1,2}	IP20	-40°C to +85°C	-40°C to +85°C	Vertical mounting: > 50°C to 85°C de-rate power by 2.5%/°C	5 to 95% RH (non-condensing)
PWR-IE480W-PCAC-L=	IP20	-40°C to +75°C	-40°C to +85°C	Vertical mounting: > 50°C de-rate power by 2.5%/°C > 70°C de-rate power by 5%/°C	5 to 95% RH (non-condensing)

¹ Available input cables are rated -20°C to +75°C

² Available output cables are rated -40°C to +85°C

Table 5 lists the Safety standards/EMC for Cisco industrial power supplies.

Table 5. Safety standards/EMC

Product ID	Electric safety	EMC/ Industry standards
PWR-IE50W-AC-L=	<p>CE (EMC Directive 2004/108/EC and Low Voltage Directive 2006/95/EC)</p> <p>UL/cUL recognized to UL 60950-1 and CSA C22.2 No. 60950-1</p> <p>UL/cUL recognized to UL 62368-1 and CSA C22.2 No. 62368-1</p> <p>UL/cUL listed to UL 508 and CSA C22.2 No. 107.1-01</p> <p>CB scheme to IEC 60950-1, LPS</p> <p>NEC Class 2</p>	<p>EN 61000-3-2 Class A, EN 61000-3-3</p> <p>EN 61000-6-1, EN 61000-6-2, EN 61000-6-3, EN 61000-6-4,</p> <p>EN 61204-3, EN 55035 (EN 61000-4-2,3,4,5,6,8,11)</p> <p>CISPR 32, EN 55032, CISPR 11, EN 55011,</p> <p>FCC 47 CFR part 15B</p>
PWR-IE50W-AC=	<p>EN60950-1: 2006+A1: 2010+A11: 2009 +A12: 2011+A2: 2013, EN61131-2: 2007</p> <p>EN62368-1: 2014 + A11: 2017</p> <p>IEC60950-1: 2005+A1: 2009+A2: 2013</p> <p>IEC62368-1: 2014</p> <p>EN 60079-0:2012 + A11:2013, EN 60079-15:2010</p> <p>CE</p>	<p>EN61000-4-2, EN61000-4-4, EN61000-4-5, EN61000-4-8, EN 61000-4-11</p> <p>IEC61000-4-11, IEC61000-4-12, IEC61000-4-16</p> <p>CISPR 32, EN 55032, CISPR35, EN55035</p> <p>FCC 47 CFR part 15B</p>
PWR-IE50W-AC-IEC=	<p>EN60950-1: 2006+A1: 2010+A11: 2009 +A12: 2011+A2: 2013, EN62368-1: 2014 + A11: 2017</p> <p>CE</p>	<p>EN61000-4-2, EN61000-4-4, EN61000-4-5, EN61000-4-8, EN 61000-4-11</p> <p>IEC61000-4-11, IEC61000-4-12, IEC61000-4-16</p> <p>CISPR 32, EN 55032, CISPR35, EN55035</p> <p>FCC 47 CFR part 15B</p>

Product ID	Electric safety	EMC/ Industry standards
PWR-IE65W-PC-AC=	EN60950-1: 2006+A1: 2010+A11: 2009 +A12: 2011+A2: 2013, EN61131-2: 2007 EN62368-1: 2014 + A11: 2017 IEC60950-1: 2005+A1: 2009+A2: 2013 IEC62368-1: 2014 UL 508 Class 1, Div 2/ Zone 2 Hazardous location CE UL60950-1 and CSA60950-1 certified	EN61000-4-2, EN61000-4-3, EN61000-4-4, EN61000-4-5, EN61000-4-6, EN61000-4-8, IEC61000-3-3, EN/IEC61000-4-11, IEC61000- 4-12, EN61131-2: 2007 CISPR 32, EN 55032, CISPR35, EN55035 FCC47 CFR part 15B IEC 61850-3, IEEE1613 EN 61000-6-4, EN 61000-6-2
PWR-IE65W-PC-DC=	EN 60950-1: 2006 + A11:2009 + A1:2010 + A12:2011 + A2:2013 UL 508 Class 1, Div2/ Zone 2 Hazardous Location CCC CE	EN61000-4-2, EN61000-4-3, EN61000-4-4, EN61000-4-5, EN61000-4-6, EN61000-4-8, CISPR 32, EN 55032, CISPR35, EN55035 FCC 47 CFR part 15B IEC 61850-3, IEEE1613 EN 61000-6-4, EN 61000-6-2
PWR-IE170W-PC-AC=	IEC60950-1: 2005+A1: 2009+A2: 2013 EN60950-1: 2006+A1: 2010+A11: 2009 +A12: 2011+A2: 2013, KCC mark, BSMI mark, CCC, CB Scheme, Class 1, Div2/ Zone 2 Hazardous Location CE UL60950-1and CSA60950-1 certified	EN61000-4-2, EN61000-4-3, EN61000-4-4, EN61000-4-5, EN61000-4-6, EN61000-4-8, IEC61000-3-3, EN/IEC61000-4- 11, IEC61000-4-12 CISPR 32, EN 55032, CISPR35, EN55035 47 CFR FCC part 15B EN61131-2: 2007 IEC 61850-3, IEEE 1613 EN50121-4:2016

Product ID	Electric safety	EMC/ Industry standards
PWR-IE170W-PC-DC=	EN 60950-1: 2006 + A11:2009 + A1:2010 + A12:2011 + A2:2013 UL 508 Class 1, Div 2/Zone 2 Hazardous location CE	EN61000-4-2, EN61000-4-3, EN61000-4-4, EN61000-4-5, EN61000-4-6, EN61000-4-8, CISPR 32, EN 55032, CISPR35, EN55035 FCC 47 CFR part 15B IEC 61850-3, IEEE1613 EN 61000-6-4, EN 61000-6-2
PWR-IE240W-PCAC-L=	UL/cUL recognized to UL 60950-1 and CSA C22.2 No. 60950-1 UL/cUL recognized to UL 62368-1 and CSA C22.2 No. 62368-1 CB scheme to IEC 60950-1 UL 508 and CSA C22.2 No. 107.1-01 (File No. E315355) CSA C22.2 No. 107.1-01 (File No. 181564)	EN 61000-3-2 Class A, EN 61000-3-3, EN 61000-6-1, EN 61000-6-2, EN 61204-3, EN 55024 (EN 61000-4-2 LEVEL 3, Performance Criteria A and EN 61000-4-3,4,5,6,8,11,12) CISPR 32, EN 55032, CISPR35, EN55035 FCC 47 CFR Part15B
PWR-IE240W-AC-IEC=	UL/cUL recognized to UL 60950-1 and CSA C22.2 No. 60950-1 UL/cUL recognized to UL 62368-1 and CSA C22.2 No. 62368-1 CB scheme to IEC 60950-1 UL 508 and CSA C22.2 No. 107.1-01 (File No. E315355) UL 62368-1 (File No. E191395) CSA C22.2 No. 107.1-01 (File No. 181564)	EN 61000-3-2 Class A, EN 61000-3-3, EN 61000-6-1, EN 61000-6-2, EN 61204-3, EN 55024 (EN 61000-4-2 LEVEL 3, Performance Criteria A and EN 61000-4-3,4,5,6,8,11,12) CISPR 32, EN 55032, CISPR35, EN55035 FCC 47 CFR Part15B

Product ID	Electric safety	EMC/ Industry standards
PWR-IE400W-AC-IEC=	<p>UL/cUL recognized to UL 60950-1 and CSA C22.2 No. 60950-1 UL/cUL recognized to UL 62368-1 and CSA C22.2 No. 62368-1 CB scheme to IEC 60950-1</p> <p>UL 508 and CSA C22.2 No. 107.1-01 (File No. E315355)</p> <p>UL 62368-1 (File No. E191395)</p> <p>CSA C22.2 No. 107.1-01 (File No. 181564)</p>	<p>EN 61000-3-2 Class A, EN 61000-3-3, EN 61000-6-1, EN 61000-6-2,</p> <p>EN 61204-3, EN 55024 (EN 61000-4-2 LEVEL 3, Performance Criteria A and EN 61000-4-3,4,5,6,8,11,12)</p> <p>CISPR 32, EN 55032, CISPR35, EN55035</p> <p>FCC 47 CFR Part 15B</p>
PWR-IE480W-PCAC-L=	<p>UL/cUL recognized to UL 60950-1 and CSA C22.2 No. 60950-1 UL/cUL recognized to UL 62368-1 and CSA C22.2 No. 62368-1 CB scheme to IEC 60950-1</p> <p>UL 508 and CSA C22.2 No. 107.1-01 (File No. E315355)</p> <p>CSA C22.2 No. 107.1-01 (File No. 181564)</p>	<p>EN 61000-3-2 Class A, EN 61000-3-3, EN 61000-6-1, EN 61000-6-2,</p> <p>EN 61204-3, EN 55024 (EN 61000-4-2 LEVEL 3, Performance Criteria A and EN 61000-4-3,4,5,6,8,11,12)</p> <p>CISPR 32, EN 55032, CISPR35, EN55035</p> <p>FCC 47 CFR Part 15B</p>

Table 6 lists the Mechanical and Reliability data for Cisco industrial power supplies.

Table 6. Mechanical and Reliability data

Product ID	Dimensions (W x H x D)	Unit weight	MTBF (Telcordia SR-332)
PWR-IE50W-AC-L=	30 mm x 75 mm x 89.5 mm 1.18 in x 2.95 in x 3.52 in	0.39 lb (0.18 kg)	2,255,613 hours
PWR-IE50W-AC=	51 mm x 118 mm x 148 mm 2 in x 4.64 in x 5.82 in	1.41 lb (0.64 kg)	1,662,359 hours
PWR-IE50W-AC-IEC=	51 mm x 118 mm x 148 mm 2 in x 4.64 in x 5.82 in	1.43 lb (0.65 kg)	1,662,359 hours
PWR-IE65W-PC-AC=	66 mm x 148 mm x 118 mm 2.5 in x 5.82 in x 4.64 in	2.64 lb (1.2 kg)	2,488,401 hours
PWR-IE65W-PC-DC=	66 mm x 150 mm x 117 mm 2.59 in x 5.90 in x 4.60 in	2.60 lb (1.18 kg)	4,802,673 hours
PWR-IE170W-PC-AC=	96 mm x 150 mm x 146 mm 3.77 in x 5.90 in x 5.74 in	3.88 lb (1.76 kg)	2,384,975 hours
PWR-IE170W-PC-DC=	114 mm x 150 mm x 146 mm 4.48 in x 5.90 in x 5.74 in	3.68 lb (1.67 kg)	2,164,641 hours
PWR-IE240W-PCAC-L=	85 mm x 121 mm x 124.1 mm 3.34 in x 4.76 in x 4.88 in	2.11 lb (0.96 kg)	1,579,900 hours
PWR-IE240W-AC-IEC=	85 mm x 120 mm x 127 mm 3.34 in x 4.72 in x 5.0 in	2.25 lb (1.02 kg)	2,084,151 hours
PWR-IE400W-AC-IEC=	144 mm x 120 mm x 126 mm 5.56 in x 4.72 in x 5.0 in	3.10 lb (1.41 kg)	1,411,751 hours
PWR-IE480W-PCAC-L=	144 mm x 121 mm x 118.6 mm 5.56 in x 4.76 in x 4.66 in	3.02 lb (1.37 kg)	1,058,750 hours

Ordering information

Table 7 provides ordering information for Cisco industrial power supplies.

Table 7. Ordering information

Part #	Product description
PWR-IE50W-AC-L=	50W AC to DC power supply
PWR-IE50W-AC=	50W AC to DC power supply
PWR-IE50W-AC-IEC=	50W AC to DC power supply with IEC connector (IEC 60320 C14)
PWR-IE65W-PC-AC=	65W AC to DC power supply
PWR-IE65W-PC-DC=	65W DC to DC power supply
PWR-IE170W-PC-AC=	170W AC to DC power supply
PWR-IE170W-PC-DC=	170W DC to DC power supply
PWR-IE240W-PCAC-L=	240W AC to DC power supply
PWR-IE240W-AC-IEC=	240W AC to DC power supply with IEC connector (IEC 60320 C16)
PWR-IE400W-AC-IEC=	400W AC to DC power supply with IEC connector (IEC 60320 C16)
PWR-IE480W-PCAC-L=	480W AC to DC power supply
CAB-DC-381= ¹	DC Power Cable for PWR-IE240W-AC-IEC= with 3.81mm connector (1M) for IE3100 Series
CAB-DC-500= ²	DC Power Cable for PWR-IE240W-AC-IEC= with 5.00mm connector (1M) for IE3200, IE3300, IE3400, IE3500 Series

¹ For use with systems that have a 3.81mm power input connector

² For use with systems that have a 5.00mm power input connector

Warranty information

Cisco offers a five-year limited warranty on all industrial Ethernet power supplies. Warranty information is available at <https://www.cisco-servicefinder.com/warrantyfinder.aspx>.

Cisco environmental sustainability

Information about Cisco's environmental sustainability policies and initiatives for our products, solutions, operations, and extended operations or supply chain is provided in the "Environment Sustainability" section of Cisco's [Corporate Social Responsibility](#) (CSR) Report.

Reference links to information about key environmental sustainability topics (mentioned in the "Environment Sustainability" section of the CSR Report) are provided in the following table:

Sustainability topic	Reference
Information on product material content laws and regulations	Materials
Information on electronic waste laws and regulations, including products, batteries, and packaging	WEEE compliance

Reference links to product-specific environmental sustainability information that is mentioned in relevant sections of this data sheet are provided in the following table:

Sustainability topic	Reference
Power	
Power specifications and consumption	Table 1. DIN-rail power supplies part numbers and descriptions
Environmental Characteristics	
Operating temperature, industry standards, EMC emissions	Table 4. Environmental Specifications
Material	
Unit Weight	Table 4. Environmental Specifications - Mechanical/Reliability data

Cisco makes the packaging data available for informational purposes only. It may not reflect the most current legal developments, and Cisco does not represent, warrant, or guarantee that it is complete, accurate, or up to date. This information is subject to change without notice.

Cisco Capital

Flexible payment solutions to help you achieve your objectives

Cisco Capital makes it easier to get the right technology to achieve your objectives, enable business transformation and help you stay competitive. We can help you reduce the total cost of ownership, conserve capital, and accelerate growth. In more than 100 countries, our flexible payment solutions can help you acquire hardware, software, services and complementary third-party equipment in easy, predictable payments. [Learn more.](#)

Document history

New or Revised Topic	Described In	Date
PWR-IE240W-AC-IEC=, PWR-IE400W-AC-IEC=, CAB-DC-381=, CAN-DC-500=	Entire Datasheet	May, 2026
Removed IP67 power supplies from this datasheet as they are not “DIN Rail” mountable	Entire Datasheet	December, 2019
Updated Images and certifications	Entire Datasheet	December, 2023